



ANNUAL REPORT 2013-2014



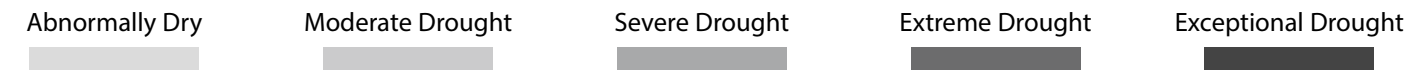
ADAPTING TO CHANGE BY DEVELOPING NEW
WATER SOURCES AND INCREASING CONSERVATION

Main San Gabriel Basin Watermaster is the agency charged with administering adjudicated water rights and managing groundwater resources within the watershed and groundwater basin known as the Main San Gabriel Basin.

Table of Contents

Doing More With Less	3
Watermaster Takes Action on Drought	4
Active Water Management Addresses Drought and Long-Term Supply	6
Protecting and Preserving Basin Water Quality	10
Key to Success: Cooperation with Basin Agencies	12
Efficient Management Reduces Costs	14
Directory to Appendices	16

THE DROUGHT'S TIGHTENING GRIP



Doing More With Less

WATERMASTER IS DOING MORE WITH LESS WATER

As the drought lengthens, Watermaster continues to provide adequate water to meet regional needs thanks to many new water programs, conservation by water customers, and the efforts by the entire water community to meet supply needs.

Regional and Municipal Suppliers Are Doing Their Part. Over the past 20 years, Southern California ratepayers have invested more than \$15 billion in regional storage, infrastructure improvements, local resources, and water use efficiency programs that are now serving to sustain supplies. As a result, water ample is available through the Metropolitan Water District and the regional municipal water agencies, with whom Watermaster has collaborated.

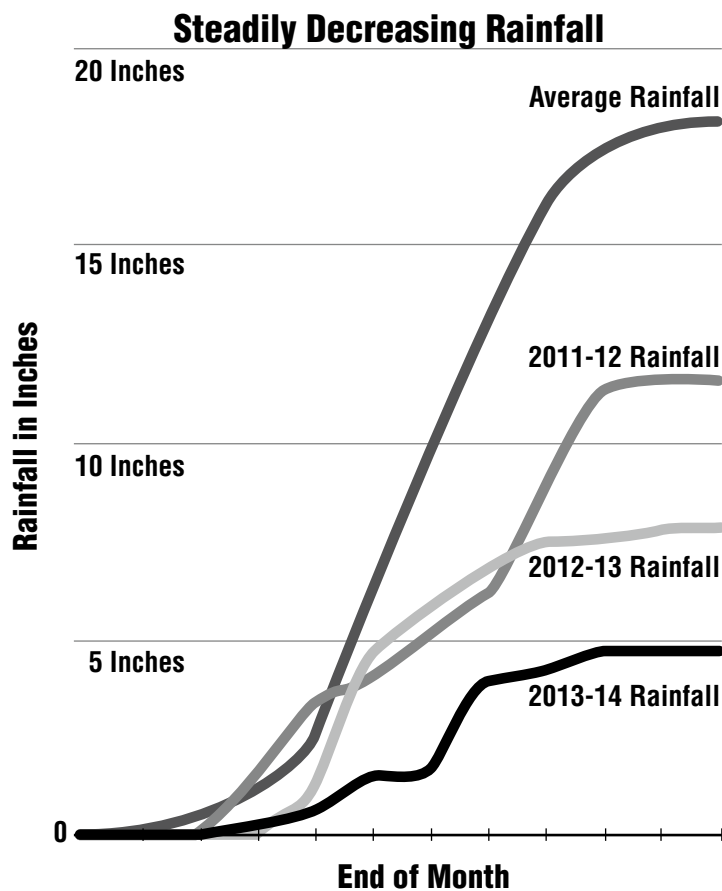
Watermaster is Enhancing and Preserving Regional Supplies More Proactively, Creatively and Productively Than Ever.

This annual report documents the extensive progress made by Watermaster, together with the entire water community to enhance and develop water supplies, using many new tools and programs.

Highlights of Watermaster's 2013-14. Working with the water community, as well as local, state and federal legislators, Watermaster continued to make progress towards building regional water supply independence.

- Established a Reliability Storage Program with a target reserve of 100,000 acre-feet;
- Implemented a new Water Resource Development Assessment to pay for the Reliability Storage Program;
- Paved the way for importing Colorado River water into the Basin, providing additional supplies;
- Set new Operating Safe Yield levels that will help encourage water conservation;
- Expanded outreach efforts to improve consumer conservation;
- Continued to make progress on groundwater cleanup and water quality protection projects.

As we look to the future, Watermaster will continue working with its partners as we progress toward our ultimate goal of increased regional water supply independence.



Over the last four years, each year has been drier than the previous. The result is one of the worst droughts ever experienced in California.

Special thanks to the California Department of Water Resources and City of Glendora for providing photos.

Watermaster Takes Action on Drought

As California completes its third straight drought year, Main San Gabriel Basin Watermaster has been able to meet community water needs even as the state suffers through one of its worst recorded droughts.

IMPORTANCE OF NEW REGIONAL WATER SUPPLY PROGRAMS HIGHLIGHTED BY EXTREME DROUGHT

This year is going into the record books as one of California's driest ever. After three years of drought, reservoirs are low, groundwater is at record-low levels, and forecasts for the coming year's rainfall are not promising.

The extreme weather has highlighted weaknesses in the State and Federal water systems. In November 2013, State Water Project (SWP) allocations were reduced to a record low 5% of requests, while the federal Central Valley Project reduced deliveries down to zero for some junior water rights holders. Later, in January 2014, the SWP was further reduced to zero. Finally, in April 2014, the original allocation of 5% was reinstated with certain conditions.

ONE OF THE **WORST**
RECORDED **DROUGHTS**
HISTORIC GROUNDWATER **LOWS**
BELOW AVERAGE RAINFALL
ACROSS THE **ENTIRE STATE**

WHERE WE GET OUR WATER

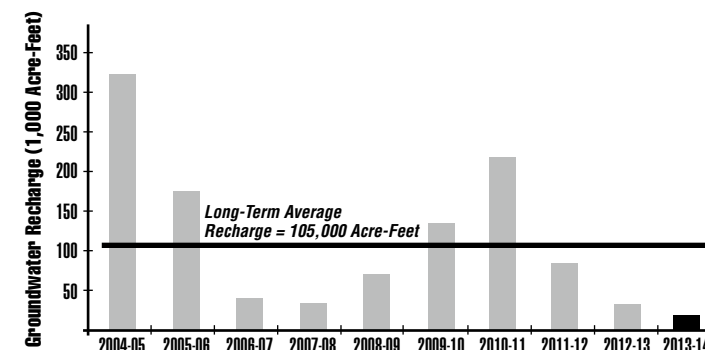
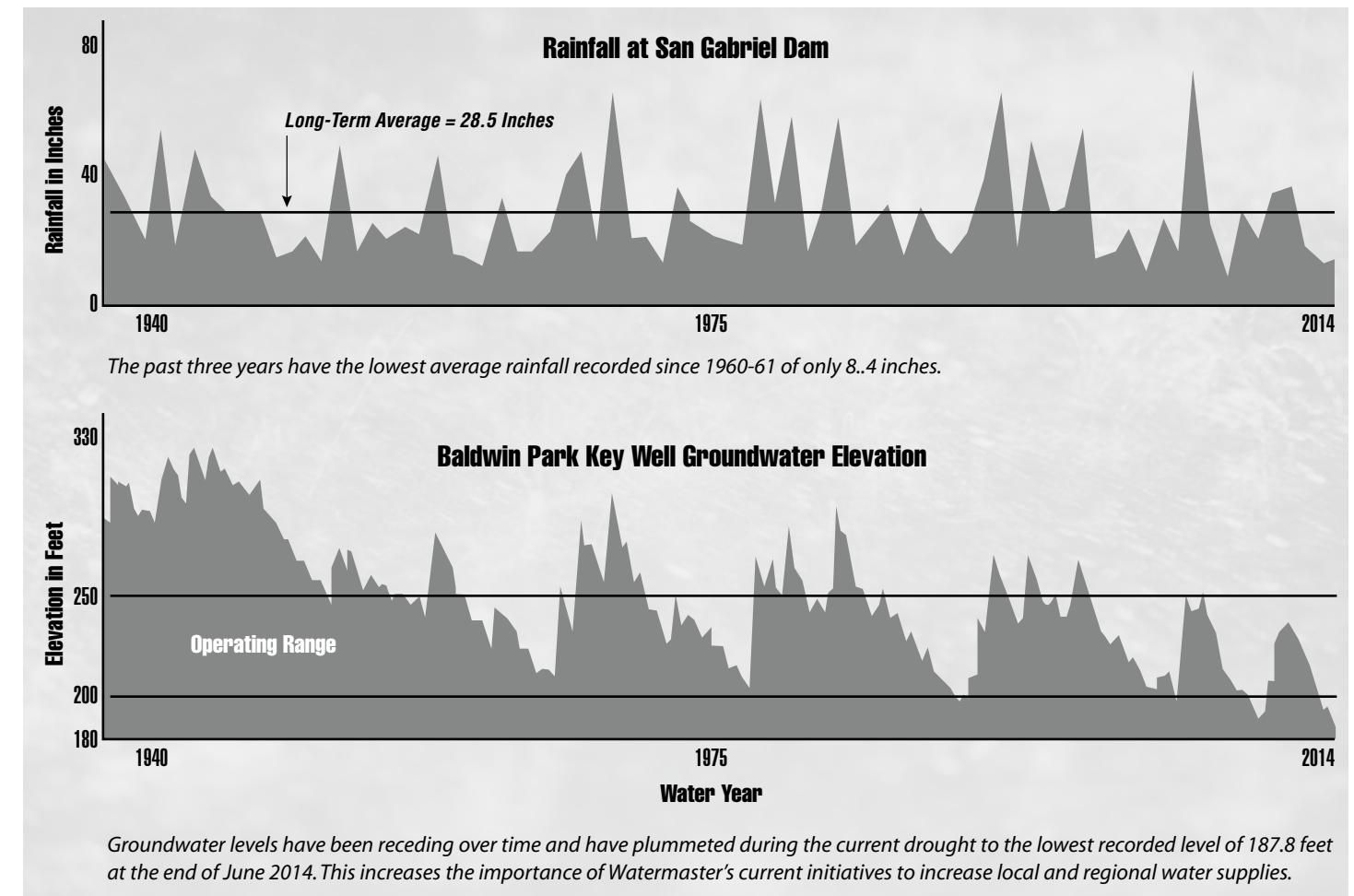
Watermaster is actively developing new water supplies as traditional imported supplies grow increasingly unreliable.

The Basin has become more dependent on groundwater, which provides about 72% of supply, and has seen replenishment water cut in half from 34% to 17% of our supplies.



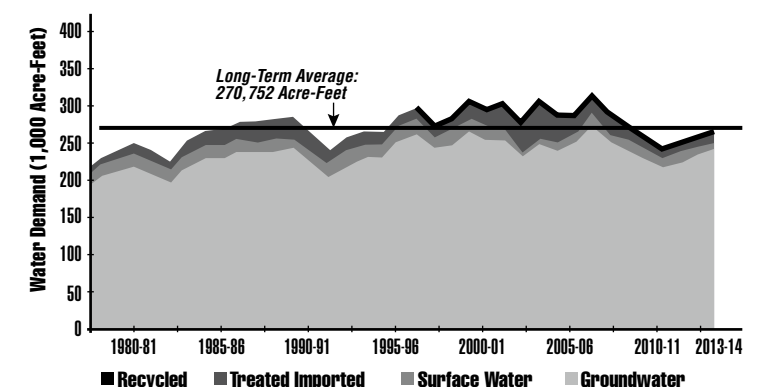
About 76% of our region's water comes from inside the Basin—most, about 90 billion gallons or 72%, from the groundwater Basin.

About 24% of local water is imported. This supply is increasingly unreliable.



STORMWATER CAPTURE PLUMMETS TO LEAST EVER:

Stormwater capture fell for the third year in a row to a record low of approximately 19,700 acre-feet, which is roughly 19% of the 41-year average.



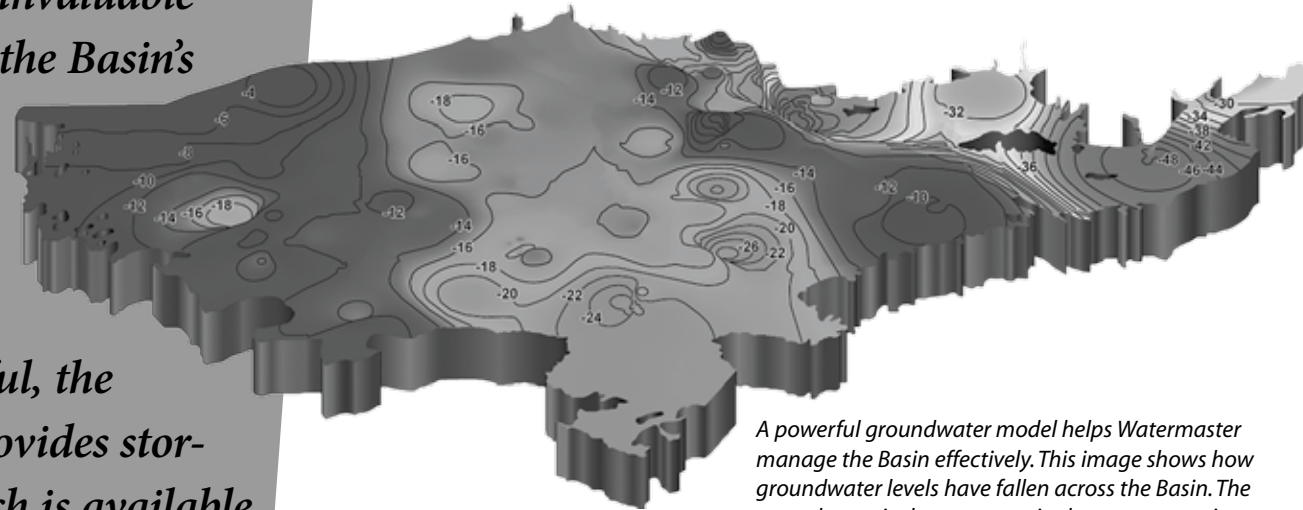
TOTAL WATER DEMAND:

Total water demand has dipped slightly in recent years, but remains steady. New water supply initiatives are critically needed to meet long-term water demand.

Active Water Management Addresses Drought and Long-Term Supply

This drought reveals what an invaluable resource the Basin's groundwater is: when rainfall is plentiful, the Basin provides storage, which is available during wet and dry periods to meet water needs. The Basin also serves as an excellent conduit for exchanging and storing water to further enhance the ability to meet the region's water needs.

By approving changes to its rules and regulations, Watermaster is now able to move quickly and flexibly to develop new long-term water supplies and respond to short-term drought conditions.



A powerful groundwater model helps Watermaster manage the Basin effectively. This image shows how groundwater levels have fallen across the Basin. The most dramatic decreases are in the eastern portion of the Basin, with groundwater elevations falling almost 50 feet there.

NOTE: The numbers in the graphic represent changes in groundwater levels since last year.

EXCELLENT GOVERNANCE OF THE BASIN

Effective governance promotes a common understanding of the issues and agreement on the right approaches to take in managing the Basin. For example, this year Watermaster achieved unanimity to implement Water Resource Development Assessment and to lower the safe yield, both of which increase costs for producers in the short term. A willingness to sacrifice, work together, and invest in the future is why this Region's Basin management has been successful.

State Water Project allocations are 5% this year, and virtually all imported Supplemental Water deliveries were halted during calendar years 2007, 2008 and 2009. As a result, a top priority of Watermaster is to make the region more self-sufficient.

NEW RELIABILITY STORAGE PROGRAM AND RESOURCE DEVELOPMENT ASSESSMENT

By implementing a new Reliability Storage Program to ensure a "banked" supply of water is available to meet the region's needs if supplemental sources are restricted in the future, Watermaster has reduced the risk of groundwater and surface water sources being over-stressed.

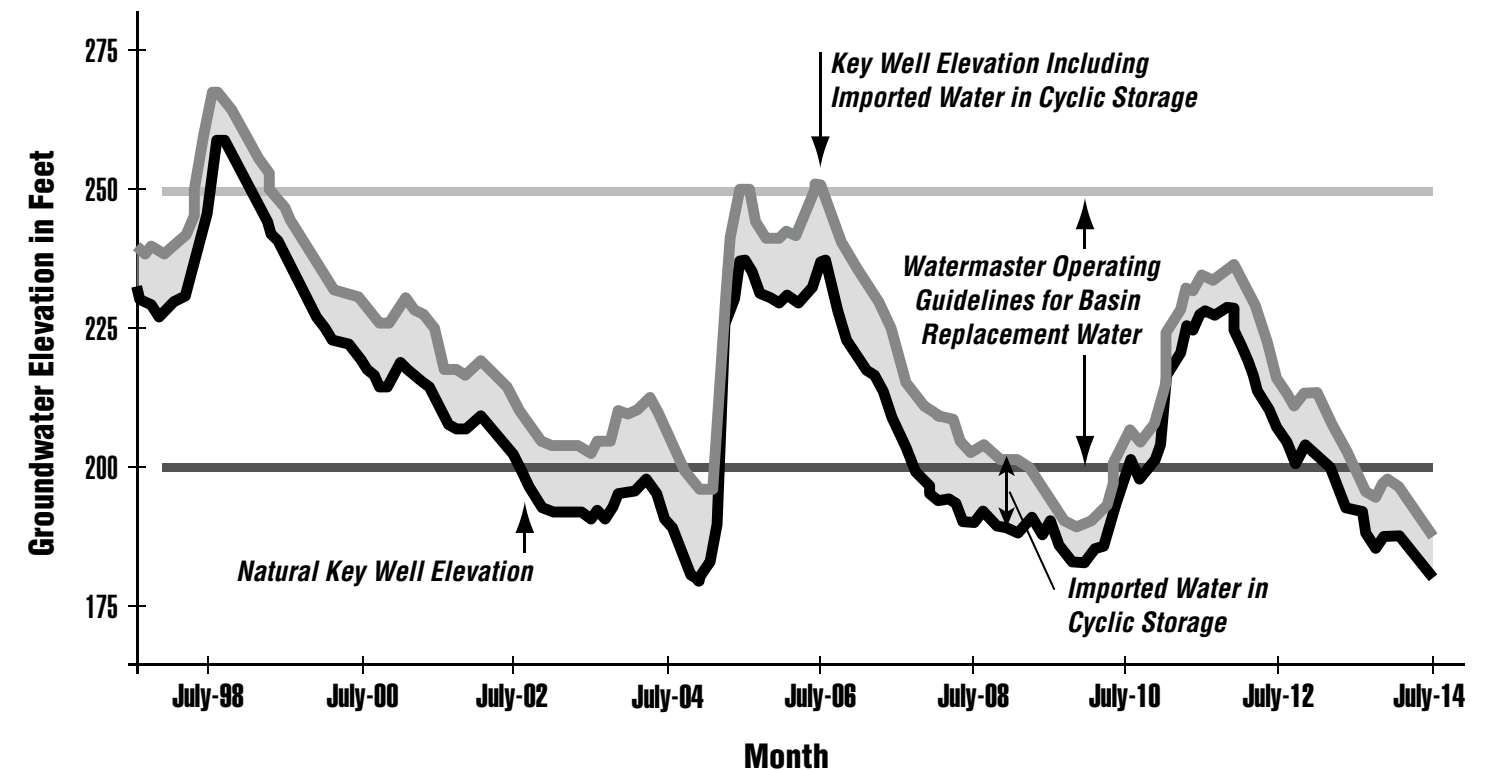
The Goal is to Place 100,000 AF of Imported Water into Reliability Storage Within 10 years. Watermaster is prepared to purchase and store 100,000 acre-feet of Supplemental Water in the Basin in the event Supplemental Water supply deliveries are interrupted again.

Reliability Storage Will be Used and Replaced Only Under Strict Criteria. The water will be used during times of extreme need, such as when State

Water Project or Colorado River aqueduct facilities are damaged, unavailable, or Watermaster is unable to meet at least 50% of Replacement Water needs for two consecutive years.

No Influence on Determining Basin "Health" and Levels. Reliability Storage will be excluded from local water supply levels when characterizing the health of the Basin. It will truly be a separately banked supply for specific urgent needs.

New Resource Development Assessment. To pay for the Reliability Storage Program and purchase Replacement Water, Watermaster established a Water Resource Development Assessment of \$20 per acre-foot to be levied on all water produced from the Basin beginning with 2014-15 production.



Cyclic Storage allows for the storage of imported water in the Basin when surplus water is available. The water is used to meet future Supplemental Water requirements, particularly when imported water is in short supply.

The water kept in Cyclic Storage is elevating the groundwater level and providing a critical drought buffer and standby water supply.

Active Water Management Addresses Drought and Long-Term Supply cont.

Many creative, new programs are bringing increased water supply independence to the Basin.

NEAR-TERM DROUGHT AND WATER SHORTAGE ACTIONS UNTIL RELIABILITY STORAGE IS IN PLACE

To improve near-term water supplies, Watermaster has taken numerous actions such as those below:

Secured a \$15 Million Line of Credit to Facilitate Pre-Purchases on a Basinwide Scale. (See page 12 for details)

Established Financial Incentives to Encourage Pre-Purchase of Supplemental Water. This new program provides a \$100 price incentive for those that pre-order and prepay for Supplemental Water. The incentive encourages producers to order water early, allowing Watermaster to better predict the amount of pre-purchase water that will be needed, and have the funds available to immediately purchase supply in a very competitive environment.

Redrafted Cyclic Storage Agreements with Responsible Agencies to Allow More Flexibility. In collaboration with municipal water districts, Watermaster completed agreements for Metropolitan Water District (MWD) to earmark 140,000 acre feet of water in cyclic storage. There were numerous other cyclic storage actions this year, all helping the region get through the drought.

Worked with Producers to Discuss Water Supply Options. Watermaster is working with the Responsible Agencies to develop a Basinwide drought management plan. The goal is to develop ways of providing water to agencies that are likely to be most impacted by potential low water levels.

Strived to Maximize Water Deliveries to the Basin. Watermaster is working with MWD and Upper San Gabriel Valley Municipal Water District (USGVMWD) to identify ways to maximize water deliveries to the Basin.

Collaborating with Upper San Gabriel MWD in Vulnerability Assessment. Watermaster is working with USGVMWD to create a map showing pipeline interconnections throughout the Basin that will be available to help vulnerable agencies as the drought continues. This will be paired with an existing map indicating potential vulnerabilities that would result from continued decline of water levels in the Basin.



Local spreading grounds are drying up, including Eaton Wash which is shown here.



The Drought is impacting much of the west as these low levels at Hoover Dam demonstrate.

WATERMASTER INITIATIVES TO ENHANCE AND PROTECT THE WATER SUPPLY

Three-Year Purchased Water Plan Enhances Proactive Water Supply Development. The Three-Year Purchased Water Plan helps prepare for future dry periods and imported water shortfalls. It involves looking ahead three years and evaluating a number of criteria to determine how much Supplemental Water will be needed. Criteria include: Key Well projections, rainfall, and other supply statistics in order to plan pre-purchases of imported water. Watermaster purchased approximately 26,000 acre-feet of Supplemental Water in FY 2013-14, the first year of the plan's implementation.

Utilizing Storage and Export and Exchange Agreements to Increase Water Management Flexibility. Recently developed agreements and changes to the Judgment provide criteria to allow water to be stored, as well as imported and exported to and from the Basin. This has facilitated many valuable transfers and agreements; for example, the City of Sierra Madre is outside the Basin but received Basin water through an emergency connection with MWD because the drought decreased water levels in their area to the point where their wells could no longer operate.

Operating Safe Yield Decreased. The Operating Safe Yield (OSY) was decreased to 150,000 acre-feet for 2014-15. This compares to a long-term average OSY of about 195,000 acre-feet. The larger the OSY, the more water can be pumped by Producers without paying a Replacement Water Assessment. The substantial reduction in the OSY reflects the impact of the drought and will increase incentives to save water and seek alternative sources. It is expected that the OSY level will remain lower than average in the near future due to lack of rainfall.

Additional Supply of Colorado River Water Requested. Due to the low State Water Project allocation and to provide water requested by Producers for Cyclic Storage accounts and Replacement, Watermaster was asked to take delivery of Colorado River Water for Supplemental Water. The offer was accepted contingent on resolution of water quality, Quagga Mussel and delivery concerns.

Stormwater Capture Projects Completed, More Planned. In recent years, Watermaster worked with LA County Flood Control to develop and implement stormwater capture projects to improve groundwater recharge in the Basin. Three projects have been successfully completed and more are planned.



A new water storage reservoir under construction by a local water purveyor.

Protecting and Preserving Basin Water Quality

Watermaster, along with the Water Quality Authority, local water producers, legislators, regulators and local industry have worked effectively together to raise hundreds of millions of dollars to build and operate treatment plants, research new cleanup technologies, and clean up the Basin so that it will always provide quality water to customers.

EVALUATE DRILLING AND DESTRUCTION OF WELLS TO PROTECT SUPPLY AND QUALITY

After several decades of difficult work, the entire water community has developed collaborative roles and relationships that are allowing them to effectively tackle the complex legal, technical, financial and regulatory challenges of cleaning up and protecting water quality in the Main San Gabriel Basin.

COMPLETED REGIONAL HEALTH GOAL REQUIREMENT

Watermaster prepared public health goal reviews for 10 water systems in the Basin to identify contaminants associated with human health risks, available water treatment technologies, and estimates of costs to bring contaminant levels down to Public Health Goal levels.

COMMENTED ON PROPOSED REGULATIONS FOR HEXAVALENT CHROMIUM

With an eye toward reducing costs of California public health requirements for water quality monitoring, Watermaster performed sampling throughout the Basin for levels of Chromium 6, in advance of the regulation going into effect, thus “getting ahead” of the health department’s anticipated sampling requirements. Regional testing lowers costs, gives a broader view of water quality issues, and allows local agencies to prepare in advance and not be caught off-guard by regulations.

COMPLETED SALT AND NUTRIENT PLAN

The draft Salt and Nutrient Plan was completed after four years of work. It demonstrates that Watermaster has effectively managed salts in past decades, and there remains a sufficient capacity to assimilate additional salts. This study allowed Watermaster to consider the import of Colorado River water—which is high in salts—this year, and will make it possible to expand recycled water use.

COMPLETED RECYCLED WATER RECHARGE PROJECT STUDY

Watermaster completed studies to identify how much recycled water can be assimilated safely into the Basin and is reviewing findings with project partners and regulators.

HELPED OBTAIN GENERAL DISCHARGE PERMIT

Critically Needed Step for Continued Water Quality Testing and Treatment. Following years of work spearheaded by the Water Quality Authority, a General Discharge Permit was obtained from regulators, allowing increased flexibility to facilitate construction and testing of new wells and treatment facilities. Watermaster’s role was to coordinate the actual discharge and work with producers, LA County Flood Control, and others.

CONTINUED PROGRESS ON OPERABLE UNIT CLEANUP

Extensive Baldwin Park Operable Unit (BPOU) Duties as Project Administrator

As project administrator for the BPOU, Watermaster continues to be responsible for maintaining project accounting, performing project monitoring, and reporting activities. Watermaster’s role includes cost management, risk management, and other activities, some provided through contract consultants. All costs to Watermaster related to BPOU services are fully reimbursed by the Cooperating Respondents.

BPOU Sampling and Evaluation Program. Watermaster is also charged with sampling of BPOU extraction wells, other selected production wells within the area, and various multi-port monitoring wells.

No Increase In Performance Sampling Costs.

The Performance Sampling and Evaluation Program is carried out by Watermaster to evaluate the effectiveness of the BPOU remedy.

Continue Air Quality Monitoring for BPOU. Watermaster provides air quality monitoring for the BPOU, and the contract was renewed with no increase in costs for the coming fiscal year.

Completed Negotiations for the Eighth Amendment to the BPOU Project Agreement. Following extensive consultation with the BPOU parties, the latest amendment to the BPOU Project Agreement was fully executed.

Evaluated Ways to Dispose of Resin. Two options are under discussion about how to dispose of spent resin from the BPOU water treatment facilities. A number of issues are being evaluated, including cost, long-term liability, and insurance coverage.

Working With Department of Toxic Substances Control at Whittier Narrows Operable Unit (WNOU)

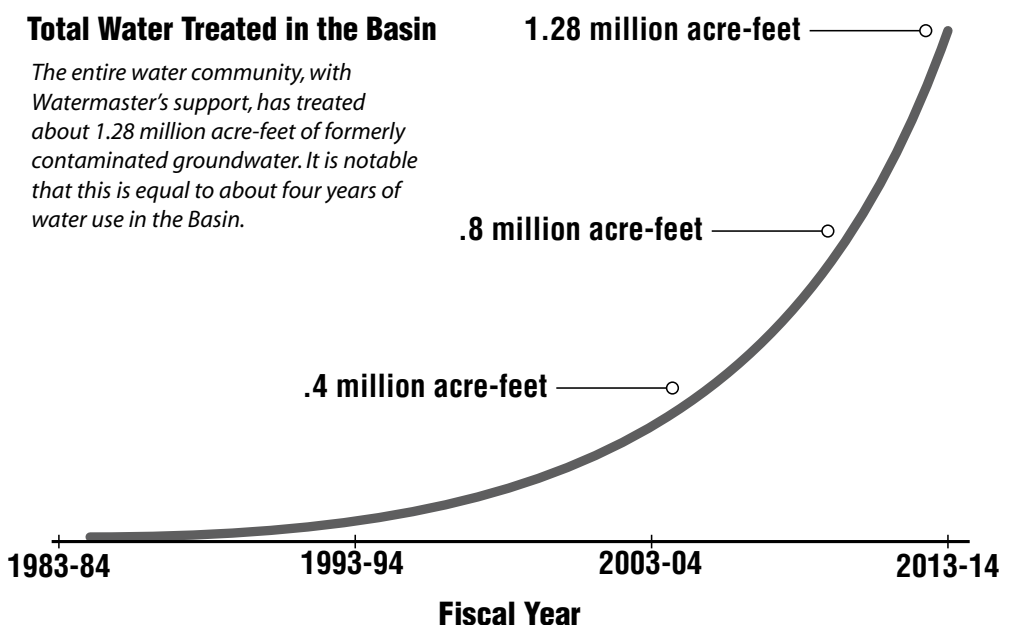
A production agreement between Watermaster and USEPA allowed water from the WNOU to be used beneficially rather than simply discharging it into the River. This agreement was transferred to the state Department of Toxic Substances Control during the past year to facilitate a smooth transfer.

Approved El Monte Operable Unit (EMOU) Production Agreement

Because the extracted contaminated groundwater at the EMOU is being treated and then immediately re-injected into the aquifer, Watermaster has included a maximum assessment amount in the Production Agreement.



Watermaster conducted monthly inspections of local landfills, and they were all found to operate consistent with the conditions under each landfill’s permit.



Key to Success: Cooperation with Basin Agencies

Watermaster works extensively with agencies that can affect water supply and quality in the Main Basin. Collaborative activities include Federal, State, County, and Valley agencies on a wide range of issues.



Tony Zampello, Executive Officer of Watermaster speaking at Morris Dam after its valves were rebuilt to better release water caused by very low drought levels.

COLLABORATED ON HABITAT DESIGNATION FOR SANTA ANA SUCKER

In cooperation with the Los Angeles County Department of Public Works, Watermaster filed an amicus brief relative to the United States Fish and Wildlife Service (FWS) Critical Habitat Designation for the Santa Ana Sucker. The brief addresses numerous concerns, including economic and water supply impacts.

PARTICIPATED IN REGIONAL EDUCATIONAL PROGRAMS

Financial Participation for Education Regarding the National Park Service National Recreation Area Federal Designation. Watermaster joined a regional effort to provide public education about the potential impacts on water rights and water supply from the proposed National Recreation Area Designation. Watermaster attended meetings to educate legislators and provided technical comments through the process.

Participated in Public Service Campaign "San Gabriel Water Wise."

Watermaster participated in a four-part public service announcement campaign hosted by State Senator Ed Hernandez, D-West Covina.

Watermaster is Working with Basin Partners to Deliver a Strong Conservation Message. Watermaster, working with the San Gabriel Valley Water Association, has been educating producers and users on water conservation and outside agency awareness efforts.

Passed Conservation Resolution. All Basin Producers were alerted to the critical water supply shortage. Producers were strongly encouraged to implement measures to promote water conservation needed to achieve a reduction goal of 20% of average annual demands.

Made Presentations to Community Groups. Presented on the Water Resource Development Assessment to the San Gabriel Valley Council of Governments, and at the University of Southern California's Price School of Public Policy's Groundwater Strategy Workshop, along with the Responsible Agencies.

Participated In a Panel On Fracking. Watermaster participated in a panel discussion on fracking and its potential impacts to the Main San Gabriel Basin with Assemblyman Chris Holden, D-Pasadena.



JOINED REGIONAL AND STATEWIDE DROUGHT AND WATER SUPPLY PROGRAMS

Reviewed and Supported Statewide Water Action Plan. A resolution was prepared in support of the Association of California Water Agencies' (ACWA) Statewide Water Action Plan. ACWA emphasized integrated resource management planning, local groundwater management, increased water storage, surface water storage and project streamlining.

Moderated Panel at American Groundwater Trust/Association of Ground Water Agencies Conference.

The panel considered legal aspects of adjudicated basins, including specifically the Main Basin and the importance of flexibility created by the 2012 Judgment Amendments.

Reviewed Groundwater Workplan Concept Paper. Watermaster reviewed the Groundwater Workplan Concept Paper prepared by the State Water Resources Control Board and provided comment.

Surveyed Producers to Anticipate Drought Impacts. Surveys were distributed to Producers to collect the most current data regarding well configurations in order to ensure that the poten-



Watermaster participates in the Integrated Regional Water Management Plan that raised funds to make drought related upgrades to Morris Dam.

tial drought impacts are fully anticipated. It also requested information about historic sources of supply, increased costs to address drought, well modification costs, ability to receive treated water in lieu of pumping, and more.

Approved the County Integrated Regional Water Management Plan (IRWMP). Watermaster currently holds two seats on the IRWMP Leadership Committee: Groundwater Representative, and Chair of the Upper San Gabriel and Rio Hondo River Sub-Region.

Participated in Funding Upgrades to Morris Dam. Watermaster helped secure funding through the IRWMP to rebuild valves at Morris Dam to allow water to be drawn from the dam when it is at very low levels.

Working With Municipal Water Agencies on Drought Planning. Watermaster is working with Upper San Gabriel Valley Municipal Water District (USGVMWD) on drought planning and messaging.



PARTICIPATED IN WATER FORUM

Watermaster participated in, sponsored and presented at the Water Forum. This annual event brings together the water community, educators, students, business people, elected officials, labor union representatives, community leaders, residents, and environmentalists.

Efficient Management Reduces Costs

Watermaster constantly strives to refine its technical operations, administration and financial activities. Continuous oversight of its management actions by the Executive Officer, Board, and Committees ensures that the water agencies in the San Gabriel Valley are served by an efficient organization.

OBTAINED LINE OF CREDIT FOR \$15 MILLION TO FUND WATER PURCHASES

The Credit Line Assists Water Purveyors in Supply Purchases. The line of credit with Citizens Business Bank is the first of its kind in water management. Before the line of credit is used, Watermaster must manage reserve funds and meet certain criteria described in the policy.

SET IN-LIEU ASSESSMENT

The In-Lieu Assessment was set at \$2.05 per acre-foot on fiscal year 2013-14 production. It provides funding for Watermaster's share of the Cooperative Water Exchange Agreement (Alhambra Exchange).

ADMINISTRATION BUDGET AND ASSESSMENT INCREASED

Watermaster adopted an Administration Budget of \$4.57 million for Fiscal Year 2014-15, up from \$4.1 million for 2012-13, an increase of 8.6 percent.

Areas of Higher than Budgeted Costs. A \$50,000 contribution to the San Gabriel Valley Water Association to expand education on the proposed National Recreation Area Designation was one area of increased costs. Other areas of higher-than-budgeted expenses include: one-time costs of establishing the new \$15 million line of credit, purchase of new replacement computer equipment and office furniture, as well as costs of developing a new employee handbook.

Areas of Lower Than Budgeted Costs. Salaries and benefits were 26% lower than expected due to fully funded vacant positions. Engineering expenses came in lower than budgeted by approximately 10.4%. Legal expenses for the year were 52% lower than budgeted due to less than anticipated activities in the areas of the Santa Ana Sucker and Southwestern Willow Flycatcher Critical Habitat designations.



Lake Oroville shown at about 30% capacity late in the 2014 water year, approaching the record low of 26% that it fell to in 1977.

ORGANIZATIONAL REVIEW COMPLETED AND IMPROVEMENTS IMPLEMENTED

Digitized Letterhead to Reduce Printing Costs and Waste. Creating and distributing 100% digital documents saves money, decreases staff workload, and is environmentally superior.

Service List Edits Lower Costs. Watermaster reviewed its electronic service list, and was able to eliminate people who had been on the list for years and even decades, but were no longer involved, or interested, in Watermaster activities. This action, made possible by the 2012 Judgment Amendments, will result in continued cost and time savings.

Streamlined Invoicing Procedures. Invoicing procedures have been streamlined to save time and maintain accuracy of records across multiple computer programs.

Filing and Archiving Improvements. Improving the efficiency and organization of the physical and digital filing system has begun and will continue in fiscal year 2014-15.

Employee Assistance Program Implemented. Following research and evaluation of costs and benefits, an Employee Assistance Program was implemented that provides employees with resources to address daily personal and workplace issues. It also provides management with additional tools to foster a safe and welcoming workplace environment at a minimal cost.



HENRY PELLISIER HONORED



Henri and Diane Pellisier

As the head of a prominent farming family, Henry Pellissier was an early leader in understanding the importance of water to the region and the necessity for thoughtful, long-term management actions.

Recognizing that the Basin was already in overdraft, Mr. Pellisier was involved in the beginnings of the adjudication process as early as 1962.

He remained active in water and was a regular participant at Watermaster meetings until recently.

Watermaster, the court, the Basin and the entire public owe a debt of gratitude to Mr. Pellisier for his decades of farsighted and generous water leadership, and wish him well in his much deserved retirement.

Directory to Appendices

2013-14 Annual Report

Main San Gabriel Basin Watermaster

Summary of Watermaster Actions, Fiscal Year 2013-2014	A
Hydrograph of Baldwin Park Key Well.....	B
Puente Narrows Watermaster Report	C
Annual Imported Water Deliveries and Cyclic Storage.....	D
Make-up Water Obligation and Deliveries to Lower Area.....	E
Local Water Production	
Quarterly Groundwater Extractions and Surface Diversions	F
History of Annual Total Basin Production Rights and Production	G
Summary of Replacement Water Requirement and Carryover Rights	H
Interventions/Transfers of Water Rights	
Interventions After Judgment.....	I
Transfers of Adjudicated Rights.....	J
Base Annual Diversion Rights of Certain Diverters	K
Rights and Pumper's Share of Each Pumper	
Production Right of Each Integrated Producer	
Consumptive Use Portions of Producers with Overlying Rights	
List of Producers and Their Designees	L
Status of Section 28 Applications	M
Summary of Treatment Facility Activity.....	N
History of Annual Watermaster Assessments.....	O
Administration Budget 2014-2015	P
Audit of Financial Statements.....	Q

APPENDIX A

**CHRONOLOGICAL SUMMARY OF
WATERMASTER ACTIONS
FISCAL YEAR 2013-2014**

APPENDIX A

SUMMARY OF WATERMASTER ACTIONS FISCAL YEAR 2013-14

Cyclic Storage

On September 4, 2013, Watermaster authorized the purchase of 10,000 acre-feet of cyclic storage water from Upper San Gabriel Valley Municipal Water District (USGVMWD) for San Gabriel Valley Water Company's individual producer cyclic storage account.

On September 4, 2013, Watermaster authorized the purchase of 1,300 acre-feet of cyclic storage water from Three Valleys Municipal Water District (TVMWD) and 200 acre-feet of cyclic storage water from USGVMWD, for the City of Glendora's individual producer cyclic storage account.

On October 2, 2013, Watermaster authorized execution of an amendment extending the cyclic storage agreement with Metropolitan Water District (MWD)/TVMWD for five years, through June 30, 2018.

On October 2, 2013, Watermaster authorized execution of an amendment extending the cyclic storage agreement with MWD/USGVMWD for five years, through June 30, 2018.

On October 2, 2013, Watermaster authorized execution of an amendment extending the cyclic storage agreement with Valencia Heights Water Company for five years, through November 5, 2018.

On November 6, 2013, Watermaster authorized the purchase of 3,800 acre-feet of cyclic storage water from USGVMWD for the City of Arcadia's individual producer cyclic storage account.

On November 6, 2013, Watermaster authorized the purchase of 2,549.19 acre-feet of cyclic storage water from SGVMWD for the City of Monterey Park's individual producer cyclic storage account.

On November 6, 2013, Watermaster authorized the purchase of 10,000 acre-feet of cyclic storage water from USGVMWD for Suburban Water System's individual producer cyclic storage account.

On December 11, 2013, Watermaster authorized the purchase of 1,000 acre-feet of cyclic storage water from USGVMWD for California American Water Company – Duarte System's individual producer cyclic storage account.

On December 11, 2013, Watermaster authorized the purchase of 1,000 acre-feet of cyclic storage water from USGVMWD for Valley County Water District's individual producer cyclic storage account.

On December 11, 2013, Watermaster authorized execution of an amendment extending the cyclic storage agreement with the City of Arcadia through fiscal year 2018-19, increasing the cyclic storage limit to 7,500 acre-feet.

On January 8, 2014, Watermaster authorized execution of an amendment extending the cyclic storage agreement with the City of Alhambra through November 2018.

On January 8, 2014, Watermaster authorized execution of an amendment extending the cyclic storage agreement with the City of Azusa through March 2019.

On January 8, 2014, Watermaster authorized execution of an amendment extending the cyclic storage agreement with California American Water Company-Duarte through February 2019.

On January 8, 2014, Watermaster authorized execution of an amendment extending the cyclic storage agreement with California American Water Company-San Marino through March 2019.

On January 8, 2014, Watermaster authorized execution of an amendment extending the cyclic storage agreement with the City of Glendora through March 2019.

On January 8, 2014, Watermaster authorized execution of an amendment extending the cyclic storage agreement with Golden State Water Company through February 2019.

On January 8, 2014, Watermaster authorized execution of an amendment extending the cyclic storage agreement with La Puente Valley County Water District through March 2019.

On January 8, 2014, Watermaster authorized execution of an amendment extending the cyclic storage agreement with the City of Monrovia through February 2019.

On January 8, 2014, Watermaster authorized execution of an amendment extending the cyclic storage agreement with the City of Monterey Park through June 2018.

On January 8, 2014, Watermaster authorized execution of an amendment extending the cyclic storage agreement with Sunny Slope Water Company through February 2019.

On February 5, 2014, Watermaster authorized execution of an amendment extending the cyclic storage agreement with San Gabriel County Water District through February 2019.

On February 5, 2014, Watermaster authorized execution of an amendment extending the cyclic storage agreement with Suburban Water System through February 2019.

On February 5, 2014, Watermaster authorized execution of an amendment extending the cyclic storage agreement with California Domestic Water Company through March 2019.

On February 5, 2014, Watermaster authorized execution of an amendment extending the cyclic storage agreement with Covina Irrigating Company through March 2019.

On February 5, 2014, Watermaster authorized the purchase of 5,000 acre-feet of cyclic storage water from USGVMWD for San Gabriel Valley Water Company's individual producer cyclic storage account.

On March 5, 2014, Watermaster authorized the purchase of 4,300 acre-feet of cyclic storage water from USGVMWD for Suburban Water System's individual producer cyclic storage account.

On April 2, 2014, Watermaster authorized the purchase of 5,000 acre-feet of cyclic storage water from USGVMWD for San Gabriel Valley Water Company's individual producer cyclic storage account.

On June 4, 2014, Watermaster authorized the purchase of 500 acre-feet of cyclic storage water from USGVMWD for San Gabriel County Water District's individual producer cyclic storage account.

Waiver of Assessments

On August 7, 2013, Watermaster approved a waiver of the Replacement Water Assessment associated with the San Gabriel Valley Water Company's Plant B6 discharge of 1,935.59 acre-feet.

Resolution of Appreciation

On August 7, 2013, Watermaster adopted a resolution No. 08-13-256, commemorating the service performed by Brooks A. Pangburn, a Watermaster information systems analyst, who had died after a lengthy battle with cancer.

On December 11, 2013, Watermaster adopted a resolution No. 12-13-258, commemorating the service performed by Richard Rich as Treasurer and as a Producer Member of the Watermaster Board.

On May 14, 2014, Watermaster adopted a resolution No. 05-14-266, commemorating the services rendered by Henri Pellissier for the Producers of the San Gabriel Valley and Watermaster.

Citizens Business Bank for a Line of Credit

On August 7, 2013, Watermaster approved the loan documents with Citizen's Business Bank for a line of credit up to \$15,000,000.

Education Financial Participation

On August 7, 2013, Watermaster approved financial participation not to exceed \$50,000 with the San Gabriel Valley Water Association (SGVWA) for educational efforts related to the National Park Service National Recreation Area Federal Designation.

Greater Los Angeles County Integrated Regional Water Management Plan

On June 4, 2014, Watermaster adopted a resolution approving the update of the Greater Los Angeles County Integrated Regional Water Management Plan, and continued participation on the plan's leadership committee as Groundwater Representative and Chair of the Upper San Gabriel and Rio Hondo River Sub-Region.

Request to Accept Late Lease

On September 4, 2013, Watermaster approved and accepted the late lease between CV Glendora Site 3, LLC and Canyon Water Company for fiscal year 2012-13.

On September 4, 2013, Watermaster approved and accepted the late lease between JUH1 and Canyon Water Company for fiscal year 2012-13.

Water Resource Development Assessment

On September 4, 2013, Watermaster adopted Resolution No. 09-13-257, authorizing Watermaster to fix, establish, and levy the Water Resource Development Assessment for fiscal year 2014-15 on all production from the Main San Gabriel Basin.

Contract Renewals

On October 2, 2013, Watermaster authorized the renewal of the York Engineering LLC contract for the Baldwin Park Operable Unit (BPOU) air quality monitoring for calendar year 2014.

On March 5, 2014, Watermaster authorized the Executive Officer to extend the contract for BPOU groundwater monitoring services with Blaine Tech Services, Inc. for an additional three years (2014-2016), at an annual cost representing no increase from the previous contract.

Three-Year Purchased Water Plan

On October 2, 2013, Watermaster received and filed the Three-year Purchased Water Plan as presented.

Audit Report

On October 2, 2013, Watermaster received and filed the audit report as presented by Vicente, Lloyd, and Stutzman, LLP.

Cash Investment Policy

On October 2, 2013, Watermaster reaffirmed its Cash Investment Policy.

Election of Producer Nominees for Watermaster for Calendar Year 2014

On November 6, 2013, Watermaster held its annual election of Producer nominees. Producers elected Chet Anderson, Dan Arrighi, James Byerrum, Craig Gott, Garry Hofer and David Michalko. SGVMWD nominated Thomas Love as a Public Representative. USGVMWD nominated Dr. Anthony Fellow and Charles Trevino as Public Representatives. The Court subsequently approved these nominations.

Public Health Goals

On July 10, 2014, Watermaster held a public hearing and received comments on reports for Public Health Goals for drinking water, as required by California Health and Safety Code 116470 and the California Environmental Protection Agency.

Replacement Water

On November 6, 2013, Watermaster authorized the purchase of 5,734.03 acre-feet of Replacement Water from the appropriate Responsible Agencies for overproduction from the Basin during Fiscal Year 2012-2013.

Settlement Agreement

On November 6, 2013, Watermaster authorized the Executive Officer to accept and execute the final settlement agreement with American International Specialty Lines Insurance Company (AISLIC) for reimbursement of \$22,500 in unpaid legal fees.

Election of Watermaster Officers

On January 8, 2014, Watermaster held the annual election of officers. James Byerrum was elected Chair, David Michalko, Vice-Chair, Dan Arrighi, Secretary, and Craig Gott, Treasurer.

Five-Year Plan

Following a public hearing on January 8, 2014, Watermaster adopted the draft Five-Year Water Quality and Supply Plan (Five-Year Plan), which was received by Watermaster on November 6, 2013.

Resolution in Support of the Association of California Water Agencies' Statewide Water Action Plan

On January 8, 2014, Watermaster adopted resolution No. 01-14-259, in support of the Association of California Water Agencies' (ACWA) Statewide Water Action Plan.

Water Production Agreement

On January 8, 2014, Watermaster approved the Water Production Agreement for the El Monte Operable Unit as presented.

On January 8, 2014, approved a Water Production Agreement with Gould Electronics, Inc., and Johnson Controls, Inc. for the El Monte Operable Unit.

Water Treatment Application

On May 14, 2014, the Board approved the City of El Monte's Section 28 Application for Water Treatment Facility – Well No. 3.

Watermaster Committee Assignments

On February 5, 2014, Watermaster adopted recommendations for 2014 Watermaster Committee Assignments and representatives to outside organizations as presented. (Table 1)

Resolution Alerting Producers to the Current Statewide Water Shortage

On March 5, 2014, Watermaster adopted a resolution, alerting producers to the current statewide water supply shortage and encouraging conservation measures.

Operating Safe Yield

On May 14, 2014, Watermaster conducted a public hearing and subsequently established the Operating Safe Yield at 150,000 acre-feet for fiscal year 2014-15; 130,000 acre-feet for Fiscal Year 2015-16, 130,000 acre-feet for Fiscal Year 2016-17, 130,000 acre-feet for Fiscal Year 2017-18 and 130,000 acre-feet for Fiscal Year 2018-19.

Colorado River Water Deliveries

On May 14, 2014, Watermaster authorized the Executive Officer to request delivery of Colorado River Water for Supplemental Water to the Main Basin through September 30, 2014.

Watermaster Assessments and Administration Budget

On May 14, 2014, Watermaster adopted the Administration Budget for Fiscal Year 2014-15 in the amount of \$4,571,298. The Administration Assessment was set at \$15.00 per acre-foot, the In-Lieu Assessment was set at \$2.05 per acre-foot, and the Water Resource Development Assessment was set at \$20.00 per acre-foot. The Replacement Water Assessment for Fiscal Year 2013-14 and Fiscal Year 2014-15 was set at \$230.00 and \$230.00 per acre-foot, respectively, for excess production within SGVMWD; at \$700.00 and \$700.00 per acre-foot, respectively, for excess production within TVMWD; at \$773.00 and \$773.00 per acre-foot, respectively, for excess production within USGVMWD.

Executive Retirement Plan

On May 14, 2014, Watermaster approved Resolution No. 05-14-267, approving and adopting the Governmental Executive Retirement Plan.

Ensuring Accurate List of Rights Holders

As part of the recent Judgment Amendments (notifications), staff worked with the Attorney and Designees to confirm that all rights holders are appropriately listed and notified.

Five-Year Plan

On November 6, 2013, Watermaster opened the public comment period and set January 8, 2014 as the public hearing date for the Draft 5-Year Water Quality and Supply Plan. Notice of this public hearing was advertised in accordance with the Judgment.

Annual Report Completed

During October, 2013, in accordance with Section 36 of the Judgment, Watermaster prepared an Annual Report and filed it with the Court and Parties by November 1, 2013.

TABLE 1

Watermaster 2014 Committee Assignments and Representation to Other Organizations

Administrative Committee

D. Arrighi (CH)	B. Carrera (A)
J. Byerrum	G. Galindo (A)
C. Gott	T. Tait (A)
D. Michalko	P. Scanlon (A)
	L. Noriega (A)
	M. Lake (A)
	B. Lewis (Notice)
	G. Hofer (Notice)
	C. Trevino (Notice)

Finance Committee *(meet @ call of Chairman)*

C. Gott (CH)	G. Galindo (A)
D. Arrighi	M. Lake (A)
C. Trevino	B. Carrera (A)
D. Michalko	L. Noriega (A)
	G. Hofer (Notice)

ACWA – Region 8

Representative – T. Zampielo
Alternate – K. Gardner

San Gabriel Valley Water Association

Representative – D. Michalko

Basin Water Management Committee

D. Michalko (CH)	Br. Bowcock (TVMWD)
C. Anderson	R. Bowcock (A)
D. Arrighi	B. Lewis (A)
A. Fellow	J. Marcinko (A)
	S. Patton (A)
	J. Prior (A)
	O. Ramos (A)
	T. Tait (A)
	G. Galindo (A)
	L. Noriega (A)
	C. Hassel (A)

Also invited:

D. DeJesus	R. Hansen
S. Chapman	D. Kasamoto
K. Deck	K. Manning
C. Gott	R. Bow
C. Venegas	M. Carney
B. Diprimio	G. Hofer
T. Love	K. Hostert
R. Schollerman	C. Arriola
C. Cauthen	C. Trevino
	V. Jimenez
	M. Lake

AGWA

Representative – T. Zampielo
D. Arrighi

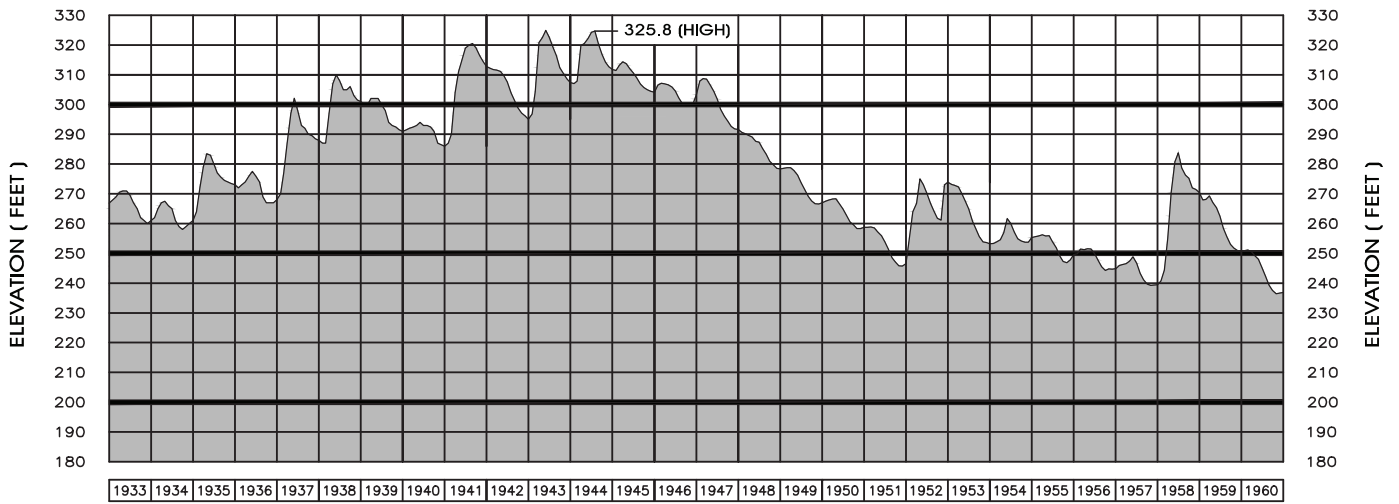
WQA Committee Representatives

Engineering Committee – C. Anderson
Admin./Finance Committee – D. Michalko
WQA Legislative/Public Information Committee – D. Arrighi

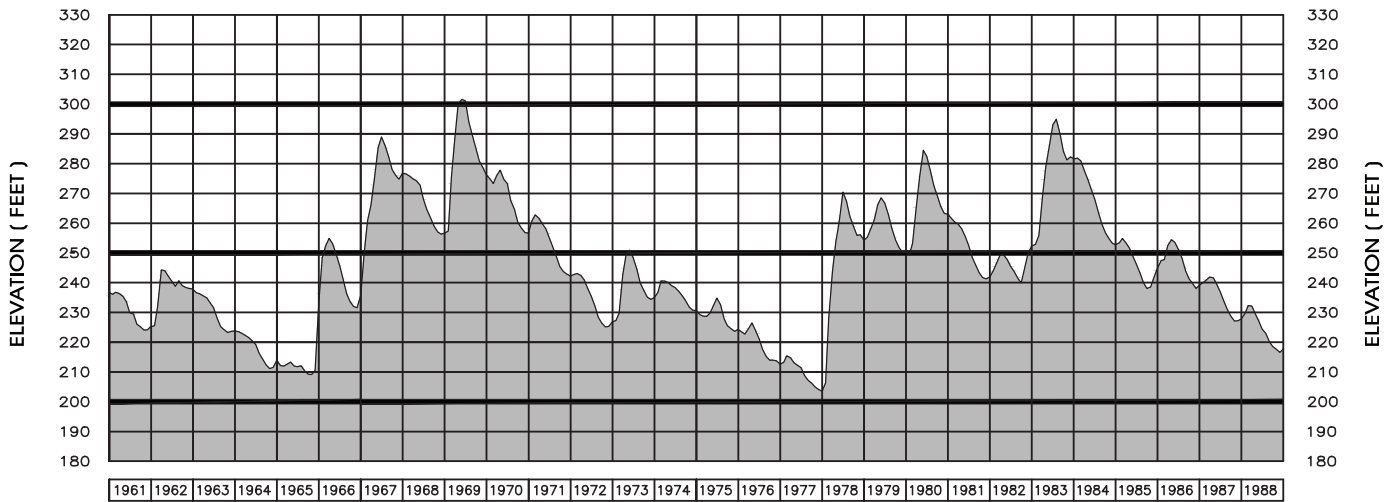
APPENDIX B

HYDROGRAPH OF BALDWIN PARK KEY WELL

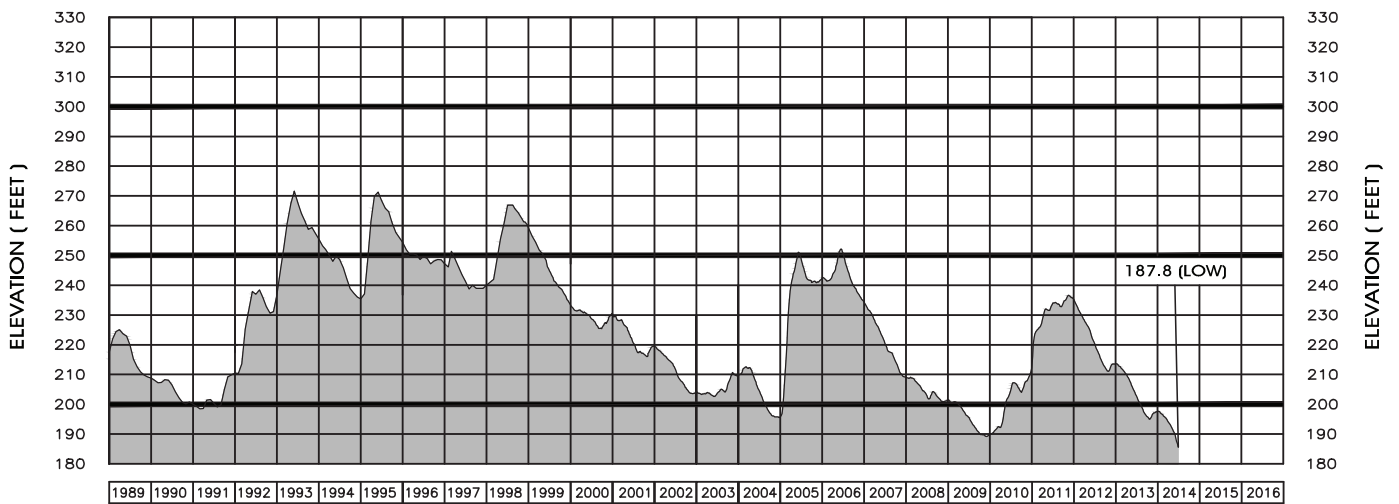
APPENDIX B HYDROGRAPH OF BALDWIN PARK KEY WELL



1933-1960



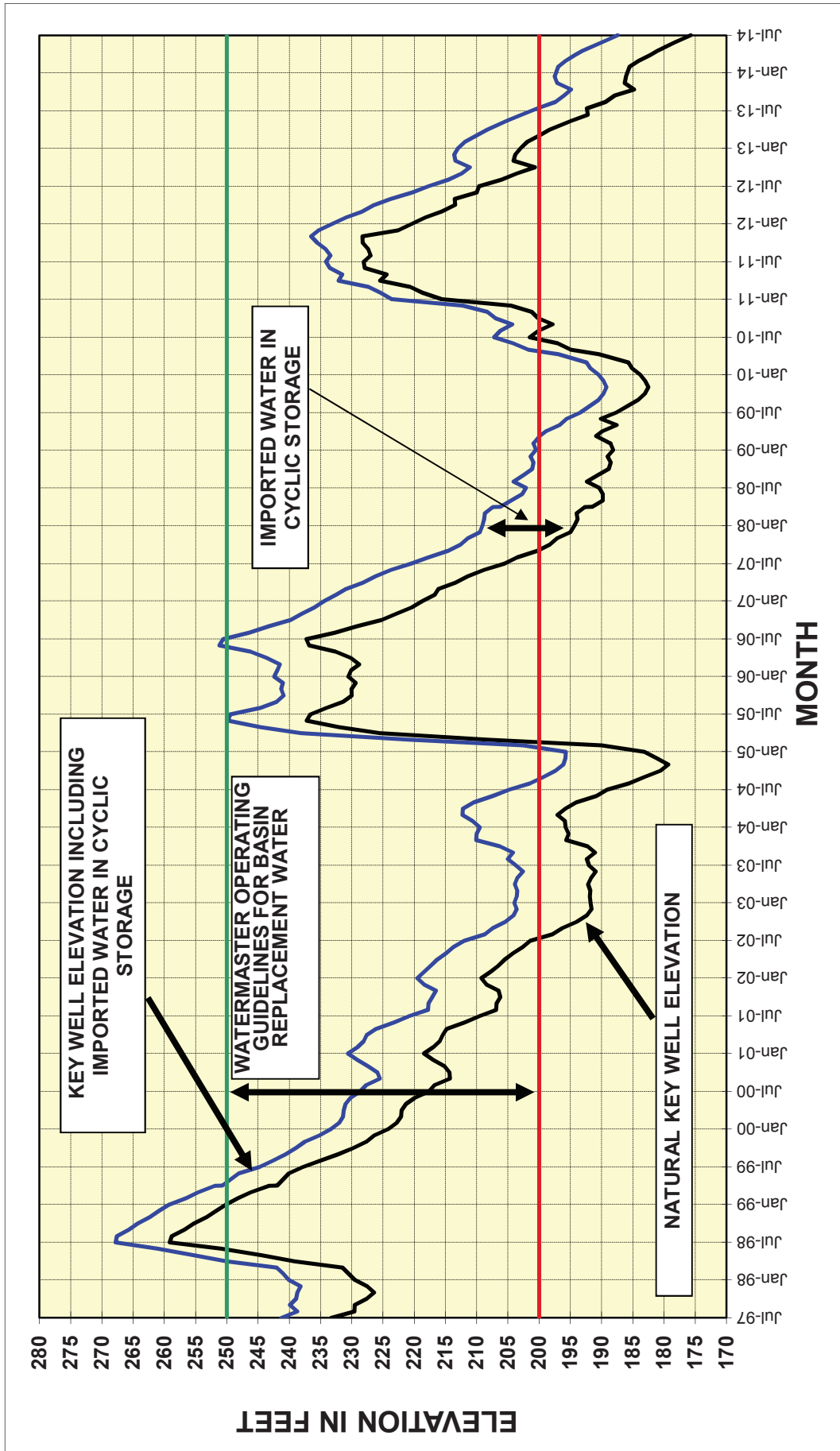
1961-1988



1989-2016

NOTE: GROUND SURFACE ELEVATION 386.7 FEET
HISTORIC RECORDED HIGH 329.1 FEET MAY 19, 1916
HISTORIC RECORDED LOW 187.8 FEET JUNE 27, 2014

APPENDIX B2
KEY WELL ELEVATION INCLUDING IMPORTED WATER IN CYCLIC STORAGE



APPENDIX C

PUENTE NARROWS WATERMASTER REPORT

May 19, 2014

Main San Gabriel Basin Watermaster
725 N. Azusa Avenue
Azusa, CA 91702

RE: Puente Narrows Underflow, Fiscal Year 2013-14

Ladies and Gentlemen:

Pursuant to the Judgment in Upper San Gabriel Valley Municipal Water District v. City of Alhambra, et al. and its Exhibit J, Puente Narrows Agreement, the subsurface flow passing from Puente Basin to the Main San Gabriel Basin was determined for fiscal year 2013-14. This determination of subsurface flow was made in accordance with Appendix C, Engineering Criteria, to Exhibit J of the Judgment and consisted of measuring the water levels at the two key wells.

The field measurements of the water levels at the upstream well, 2S/10W-9Q, and downstream well, 2S/10W-8E3, for Fall 2013 were collected on October 8, 2013 by Mr. Tuan Nguyen of Stetson Engineers Inc. representing Upper San Gabriel Valley Municipal Water District and Mr. Charlie Devine of Civiltec Engineering Inc. representing Puente Basin Water Agency. The field measurements of the water levels at the upstream well, 2S/10W-9Q, and downstream well, 2S/10W-8E3, for Spring 2014 were collected on April 3, 2014 by Mr. Tuan Nguyen of Stetson Engineers Inc. representing Upper San Gabriel Valley Municipal Water District and Mr. Charlie Devine of Civiltec Engineering Inc. representing Puente Basin Water Agency. Based on the Fall 2013 and Spring 2014 static water levels at the key wells, the subsurface flow was determined to be 985 acre-feet for fiscal year 2013-14, as shown on Table 1.

Field inspections of the concrete-lined San Jose Creek channel were made concurrently with the field water level measurements and indicated no apparent withdrawal of flow in the San Jose Creek channel from the boundary of Spadra Basin with Puente Basin and downstream to Puente Narrows.

The Puente Narrows Agreement requires that a perpetual accounting of the subsurface flow through Puente Narrows be maintained. Presented in Table 2 is the accounting to date, showing the Accumulated Base Underflow (at 580 acre-feet per year in accordance with Paragraph 8 of the Agreement), the Annual and Accumulated Subsurface Flow to date under the Agreement, the Accumulated Credit or Debit of Puente Agency and the Adjusted Accumulated Credit or Debit of Puente Agency (from Table 3).


By Agreement dated November 30, 1989, Puente Basin Water Agency and Upper San Gabriel Valley Municipal Water District agreed that groundwater extracted from Puente Basin that is treated and discharged to the lined channel, and then percolated in the Main Basin as part of Carrier Corporation's cleanup program, which is required by the Regional Water Quality Control Board, shall be credited to

Puente Agency as subsurface outflow from Puente Basin. Evaporation losses and unusable surface outflow to the ocean are deducted from such groundwater extraction from Puente Basin. As shown on Table 3, Column 6, since fiscal-year 2007-08, Carrier stopped discharging this treated water and the water is being beneficially used in the Puente Basin.

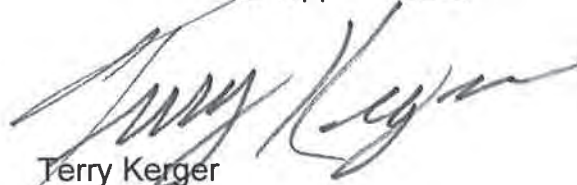
Table 3 summarizes the adjustment to subsurface outflow due to Carrier Corporation's discharges. Table 3 shows the Groundwater Extraction for Cleanup Purposes, Deliveries to Rowland Water District, Discharge to Sanitary Sewer, Total Evaporation Losses, Unusable Outflow to Ocean, Annual Cleanup Extraction Credit, accumulated Annual Cleanup Extraction Credit, Accumulated Credit or Debit of Puente Agency (from Table 2), and the Adjusted Accumulated Credit or Debit of Puente Agency.

Respectfully Submitted,

PUENTE NARROWS WATERMASTER



Stephen B. Johnson
Watermaster for Upper District



Terry Kerger
Watermaster for Puente Agency

cc: Upper San Gabriel Valley Municipal Water District
Puente Basin Water Agency

TABLE 1

**DETERMINATION OF
PUENTE NARROWS UNDERFLOW**

<u>WELL</u>	<u>DATE OF MEASUREMENT</u>	<u>REFERENCE POINT</u>	<u>DISTANCE TO WATER (FEET)</u>	<u>ELEVATION OF WATER TABLE (FEET)</u>	<u>DIFFERENCE IN WATER LEVELS (FEET)</u>	<u>DISTANCE BETWEEN WELLS (FEET)</u>	<u>HYDRAULIC GRADIENT (FEET)</u>	<u>AVERAGE WATER LEVEL ELEVATION (FEET)</u>	<u>UNDERFLOW FOR 2013-14 (ACRE-FEET)</u>
<u>FALL 2013</u>									
2S/10W-9Q ¹	10/8/2013	371	29.3	341.7					
2S/10W-8E3	10/8/2013	327	40.6	286.4	55.3	7,700	0.00718	314.1	--
<u>SPRING 2014</u>									
2S/10W-9Q ¹	4/3/2014	371	29.4	341.6					
2S/10W-8E3	4/3/2014	327	41.8	285.2	56.4	7,700	0.00732	313.4	--
					TOTAL:		0.01450	627.5	
					AVERAGE:		0.00725	313.8	985 ²

1. As described in a memo dated, November 9, 2006, the Watermaster representatives agreed to use Rowland Well No. 1 as a replacement well for the destroyed Faure Well.

2. From Appendix C of Exhibit "J" of Main San Gabriel Basin Judgment

TABLE 2

**DETERMINATION OF SUBSURFACE OUTFLOW
FROM
PUENTE BASIN TO MAIN SAN GABRIEL BASIN
(ACRE-FEET)**

(1)	(2)	(3)	(4)	(5)	(6)	(7)	(8)
Fiscal Year	Accumulated Base Underflow In Acre-feet (580 AF/Yr)	Subsurface Flow In Acre-feet Annual	Accumulated	Deficiency By Reason Of Interference With Surface Flow, In Acre-feet	Offsetting Credit For Make-up Payments In Acre-feet	(3-4-5) Total Accumulated Subsurface Flow	Adjusted Accumulated Credit(+) or Debit(-) of Puente Agency (from Table 3)
						(6-1) Accumulated Credit(+) or Debit(-) of Puente Agency	
1972-73	580	692	692	0	0	692	+112
1973-74	1,160	796	1,488	0	0	1,488	+328
1974-75	1,740	710	2,198	0	0	2,198	+458
1975-76	2,320	732	2,930	0	0	2,930	+610
1976-77	2,900	658	3,588	0	0	3,588	+688
1977-78	3,480	730	4,318	0	0	4,318	+838
1978-79	4,060	850	5,168	0	0	5,168	+1,108
1979-80	4,640	930	6,098	0	0	6,098	+1,458
1980-81	5,220	820	6,918	0	0	6,918	+1,698
1981-82	5,800	845	7,763	0	0	7,763	+1,963
1982-83	6,380	850	8,613	0	0	8,613	+2,233
1983-84	6,960	798	9,411	0	0	9,411	+2,451
1984-85	7,540	820	10,231	0	0	10,231	+2,691
1985-86	8,120	840	11,071	0	0	11,071	+2,951
1986-87	8,700	850	11,921	0	0	11,921	+3,221
1987-88	9,280	880	12,801	0	0	12,801	+3,521
1988-89	9,860	890	13,691	0	0	13,691	+3,831
1989-90	10,440	910	14,601	0	0	14,601	+4,161
1990-91	11,020	905	15,506	0	0	15,506	+4,486
1991-92	11,600	925	16,431	0	0	16,431	+4,831
1992-93	12,180	890	17,321	0	0	17,321	+5,141
1993-94	12,760	845	18,166	0	0	18,166	+5,406
1994-95	13,340	860	19,026	0	0	19,026	+5,686
1995-96	13,920	810	19,836	0	0	19,836	+5,916
1996-97	14,500	820	20,656	0	0	20,656	+6,156
1997-98	15,080	840	21,496	0	0	21,496	+6,416
1998-99	15,660	750	22,246	0	0	22,246	+6,586
1999-00	16,240	760	23,006	0	0	23,006	+6,766
2000-01	16,820	860	23,866	0	0	23,866	+7,046
2001-02	17,400	890	24,756	0	0	24,756	+7,356
2002-03	17,980	940	25,696	0	0	25,696	+7,716
2003-04	18,560	960	26,656	0	0	26,656	+8,096
2004-05	19,140	960	27,616	0	0	27,616	+8,476
2005-06	19,720	860	28,476	0	0	28,476	+8,756
2006-07	20,300	950	29,426	0	0	29,426	+9,126
2007-08	20,880	940	30,366	0	0	30,366	+9,486
2008-09	21,460	960	31,326	0	0	31,326	+9,866
2009-10	22,040	945	32,271	0	0	32,271	+10,231
2010-11	22,620	985	33,256	0	0	33,256	+10,636
2011-12	23,200	890	34,146	0	0	34,146	+10,946
2012-13	23,780	930	35,076	0	0	35,076	+11,296
2013-14	24,360	985	36,061	0	0	36,061	+11,701

TABLE 3

**ADJUSTMENT TO SUBSURFACE FLOW
DUE TO GROUND-WATER CLEANUP*
(ACRE-FEET)**

	(1)	(2)	(3)	(4)	(5)	(6)	(7)	(8)	(9)
						(1-2-3-4)	Accumulated	Accumulated	(7 + 8)
Fiscal	Groundwater	Less:	Discharge	Evaporation	Unusable	Annual	Annual	Credit(+) or	Adjusted
Year	Extraction	Deliveries To	To Sanitary	Losses	Outflow	Cleanup	Cleanup	Debit(-) of	Accumulated
	For Cleanup	Rowland Water	Sewer		To Ocean	Extraction	Extraction	Puente Agency	Credit(+) or
	Purposes	District				Credit	Credit	(from Table 2)	Debit(-) of
									Puente Agency
1972-73	--	--	--	--	--	--	--	+112	+112
1973-74	--	--	--	--	--	--	--	+328	+328
1974-75	--	--	--	--	--	--	--	+458	+458
1975-76	--	--	--	--	--	--	--	+610	+610
1976-77	--	--	--	--	--	--	--	+688	+688
1977-78	--	--	--	--	--	--	--	+838	+838
1978-79	--	--	--	--	--	--	--	+1,108	+1,108
1979-80	--	--	--	--	--	--	--	+1,458	+1,458
1980-81	--	--	--	--	--	--	--	+1,698	+1,698
1981-82	--	--	--	--	--	--	--	+1,963	+1,963
1982-83	--	--	--	--	--	--	--	+2,233	+2,233
1983-84	--	--	--	--	--	--	--	+2,451	+2,451
1984-85	--	--	--	--	--	--	--	+2,691	+2,691
1985-86	--	--	--	--	--	--	--	+2,951	+2,951
1986-87	--	--	--	--	--	--	--	+3,221	+3,221
1987-88	--	--	--	--	--	--	--	+3,521	+3,521
1988-89	77	--	3	2	1	71	71	+3,831	+3,902
1989-90	264	--	0	2	4	258	329	+4,161	+4,490
1990-91	441	--	0	8	9	424	753	+4,486	+5,239
1991-92	386	--	0	7	20	359	1,112	+4,831	+5,943
1992-93	389	--	0	7	56	326	1,438	+5,141	+6,579
1993-94	456	--	0	5	6	445	1,883	+5,406	+7,289
1994-95	288	--	0	4	42	242	2,125	+5,686	+7,811
1995-96	317	--	0	5	11	301	2,426	+5,916	+8,342
1996-97	455	--	0	9	24	422	2,848	+6,156	+9,004
1997-98	172	--	0	3	48	121	2,969	+6,416	+9,385
1998-99	247	--	0	2	4	241	3,210	+6,586	+9,796
1999-00	386	--	0	6	9	371	3,581	+6,766	+10,347
2000-01	424	--	0	6	12	406	3,987	+7,046	+11,033
2001-02	213	--	0	4	2	207	4,194	+7,356	+11,550
2002-03	157	--	0	3	19	135	4,329	+7,716	+12,045
2003-04	156	--	0	1	26	129	4,458	+8,096	+12,554
2004-05	137	--	0	2	51	84	4,542	+8,476	+13,018
2005-06	143	--	0	1	7	135	4,677	+8,756	+13,433
2006-07	123	--	0	1	0	122	4,799	+9,126	+13,925
2007-08	84	--	0	1	2	81	4,880	+9,486	+14,366
2008-09	59	59	0	0	0	0	4,880	+9,866	+14,746
2009-10	48	48	0	0	0	0	4,880	+10,231	+15,111
2010-11	78	78	0	0	0	0	4,880	+10,636	+15,516
2011-12	241	241	0	0	0	0	4,880	+10,946	+15,826
2012-13	77	63	14	0	0	0	4,880	+11,296	+16,176

*Agreement Re Determination of Impact of "Cleanup" Production by Carrier Corporation Upon "Subsurface Outflow" Under "Puente Narrows Agreement," November 30, 1989.

Note: Fiscal year 2013-14 adjustment to subsurface flow was not made due to incomplete data. The adjustment will be included in the Spring 2015 measurements.

APPENDIX D

**ANNUAL IMPORTED WATER DELIVERIES
AND
CYCLIC STORAGE**

APPENDIX D

ANNUAL IMPORTED WATER DELIVERIES AND CYCLIC STORAGE (ACRE-FEET)

Fiscal Year	End of Year Basin Cyclic Storage	Imported Water Deliveries to Basin 1/			
		USGVMWD	SGVMWD	TVMWD	Total
1963-64	--	--	--	464.90	464.90
1964-65	--	10,000.00	--	1,371.20	11,371.20
1965-66	--	15,000.00	--	1,244.60	16,244.60
1966-67	--	20,000.00	--	803.00	20,803.00
1967-68	--	30,000.00	--	251.80	30,251.80
1968-69	--	20,700.70	--	625.80	21,326.50
1969-70	--	326.70	--	366.30	693.00
1970-71	--	205.10	--	481.80	686.90
1971-72	--	3,132.90	--	248.10	3,381.00
1972-73	--	7,316.20	--	717.90	8,034.10
1973-74	--	9,019.30	--	445.60	9,464.90
1974-75	44.90	34,219.10	832.00	780.60	35,831.70
1975-76	19,638.10	21,006.90	8,275.00	3,312.30	32,594.20
1976-77	22,412.62	14,138.60	7,530.00	6,139.90	27,808.50
1977-78	7,451.89	19,656.70 2/	5,586.00	6,732.50	31,975.20
1978-79	9,003.85	29,600.10 2/	6,968.00	6,123.60	42,691.70
1979-80	6,070.45	10,871.00	1,064.00	6,901.60	18,836.60
1980-81	4,709.33	7,510.50	0.00	9,288.00	16,798.50
1981-82	5,358.21	47,650.10	1,798.00	10,576.10	60,024.20
1982-83	9,924.64	33,406.60	2,221.00	6,925.40	42,553.00
1983-84	9,926.56	11,523.60	79.00	10,021.20	21,623.80
1984-85	9,096.65	10,025.20	66.00	11,651.00	21,742.20
1985-86	52,615.82	60,625.70	5,457.00	10,651.50	76,734.20
1986-87	78,261.54	53,777.30	12,598.00	12,142.90	78,518.20
1987-88	80,084.74	47,481.00	9,827.00	15,218.00	72,526.00
1988-89	76,351.40	51,304.00	6,714.00	13,705.90	71,723.90
1989-90	65,579.15	46,709.20	14,764.00	17,509.40	78,982.60
1990-91	47,439.62	57,035.20	10,508.00	16,531.80	84,075.00
1991-92	36,536.60	44,945.60	8,903.00	33,061.40	86,910.00
1992-93	20,433.84	54,678.50	13,685.00	13,216.20	81,579.70
1993-94	19,720.86	30,685.90	15,245.00	10,776.90	56,707.80
1994-95	35,194.46	13,573.90	10,438.00	17,858.90	41,870.80
1995-96	42,544.02	22,370.00	13,095.00	13,945.53	49,410.53
1996-97	63,868.59	43,088.60	17,460.00	11,731.10	72,279.70
1997-98	69,378.30	53,683.90	15,654.00	7,756.60	77,094.50
1998-99	55,345.74	7,131.20	10,034.00	10,026.10	27,191.30
1999-00	84,704.00	49,212.90	19,204.00	14,329.30	82,746.20
2000-01	87,340.51	34,107.30	11,693.00	17,159.13	62,959.43
2001-02	84,578.21	45,523.27	13,388.00	22,320.70	81,231.97
2002-03	93,657.23	54,237.92	20,095.00	23,086.10	97,419.02
2003-04	125,205.60	75,443.70	18,632.00	25,004.30	119,080.00
2004-05	84,096.46	18,639.50	12,462.00	21,101.20	52,202.70
2005-06	106,746.35	75,951.30	13,711.00	12,500.70	102,163.00
2006-07	114,506.63	18,449.30	17,476.00	14,758.30	50,683.60
2007-08	94,100.05	22,682.30	2,003.00	13,216.10	37,901.40
2008-09	43,699.39	8,532.90	6,607.00	13,149.85	28,289.75
2009-10	42,505.44	22,633.20	15,204.00	11,200.40	49,037.60
2010-11	56,244.89	38,813.70	20,775.00	19,150.80	78,739.50
2011-12	62,071.31	25,401.10	23,548.00	19,458.00	68,407.10
2012-13	65,249.06 3/	15,563.20	22,544.00	20,914.00	59,021.20
2013-14	61,428.12 4/	34,779.20	2,318.00	21,835.50	58,932.70
TOTALS	--	1,482,370.09	418,461.00	558,789.81	2,459,620.90

1/ Sum of Replenishment Water, Replacement Water Surface Delivery, USG-5 Exchange Replacement Direct Deliveries, M & I Water, Cyclic Storage Account Deliveries on pages D-2, D-3 and D-4, plus Deliveries to Cyclic Storage on Page D-5.

2/ Includes 12,300.70 acre-feet of Morris Dam Water in 1977-78 and 24,000.00 acre-feet in 1978-79.

3/ Includes 4,555.70 acre-feet of Watermaster's pre-purchases for Replacement Water.

4/ Includes 4,672.74 acre-feet of Watermaster's pre-purchases for Replacement Water.

Note: The minimum and maximum values are bolded.

APPENDIX D

UPPER SAN GABRIEL VALLEY MUNICIPAL WATER DISTRICT / METROPOLITAN WATER DISTRICT ANNUAL IMPORTED WATER DELIVERIES AND CYCLIC STORAGE (ACRE-FEET)

Fiscal Year	Imported Water Deliveries							Cyclic Storage Account			
	Replenishment	Replacement Water	USG-5 1/ Exchange Replacement	Direct Deliveries M & I Water	Cyclic Storage	Producer Cyclic Storage	Total	Transfer To Replacement Water	Transfer To Producer Cyclic Storage	Net To Cyclic Storage	Cyclic Storage At End Of Year
1963-64	--	--	--	--	--	--	--	--	--	--	--
1964-65	10,000.00	--	--	--	--	--	10,000.00	--	--	--	--
1965-66	15,000.00	--	--	--	--	--	15,000.00	--	--	--	--
1966-67	20,000.00	--	--	--	--	--	20,000.00	--	--	--	--
1967-68	30,000.00	--	--	--	--	--	30,000.00	--	--	--	--
1968-69	20,608.70	--	--	92.00	--	--	20,700.70	--	--	--	--
1969-70	0.00	--	--	326.70	--	--	326.70	--	--	--	--
1970-71	0.00	--	--	205.10	--	--	205.10	--	--	--	--
1971-72	2,915.50	--	--	217.40	--	--	3,132.90	--	--	--	--
1972-73	7,087.60	--	--	228.60	--	--	7,316.20	--	--	--	--
1973-74	8,835.40	--	--	183.90	--	--	9,019.30	--	--	--	--
1974-75	20,231.80	13,731.90	--	255.40	--	--	34,219.10	--	--	--	--
1975-76	1,037.80	7,121.40	--	226.60	12,621.10	--	21,006.90	0.00	--	12,621.10	12,621.10
1976-77	2.90	10,752.60	2,654.90	675.80	52.40	--	14,138.60	0.00	--	52.40	12,673.50
1977-78	0.00	14,962.50 2/	2,981.70	1,712.50 3/	0.00	--	19,656.70	12,673.50	--	-12,673.50	0.00
1978-79	0.00	24,000.00 2/	3,486.10	2,114.00	0.00	--	29,600.10	0.00	--	0.00	0.00
1979-80	0.00	4,740.60	3,191.00	2,939.40	0.00	--	10,871.00	0.00	--	0.00	0.00
1980-81	0.00	0.00	3,130.70	4,379.80	0.00	--	7,510.50	0.00	--	0.00	0.00
1981-82	0.00	40,824.70	2,853.70	3,971.70	0.00	--	47,650.10	0.00	--	0.00	0.00
1982-83	0.00	22,934.40	2,256.30	5,026.60	3,189.30	--	33,406.60	0.00	--	3,189.30	3,189.30
1983-84	0.00	0.00	1,907.10	6,369.80	3,246.70	0.00	11,523.60	0.00	1,573.60	1,673.10	4,862.40
1984-85	0.00	0.00	2,395.50	7,629.70	0.00	0.00	10,025.20	0.00	0.00	0.00	4,862.40
1985-86	0.00	3,000.00	2,600.80	7,619.50	47,405.40	0.00	60,625.70	0.00	0.00	47,405.40	52,267.80
1986-87	0.00	19,354.30	2,484.20	7,947.70	23,991.10	0.00	53,777.30	5,645.80	0.00	18,345.30	70,613.10
1987-88	0.00	28,187.30	3,751.30	9,567.40	5,975.00	0.00	47,481.00	4,812.70	0.00	1,162.30	71,775.40
1988-89	0.00	39,100.00	3,726.60	8,366.70	110.70	0.00	51,304.00	0.00	0.00	110.70	71,886.10
1989-90	0.00	32,740.20	1,716.10	12,252.90	0.00	0.00	46,709.20	13,597.80	0.00	-13,597.80	58,288.30
1990-91	0.00	16,078.60	2,734.10	10,656.30	14,453.50	13,112.70	57,035.20	29,323.40	0.00	-14,869.90	43,418.40
1991-92	0.00	7,491.90	2,214.00	8,407.90	23,525.90	3,305.90	44,945.60	24,465.60	28,811.00	-29,750.70	13,667.70
1992-93	0.00	16,077.97	2,478.10 4/	6,991.10	10,214.60	18,916.73	54,678.50	0.00	26,236.20	-1,021.60 5/	12,646.10
1993-94	0.00	0.00	3,214.00 6/	4,421.10	0.00	23,050.80	30,685.90	3,760.42	321.58	-4,082.00	8,564.10
1994-95	0.00	0.00	3,178.10	4,218.70	6,177.10	0.00	13,573.90	0.00	0.00	6,177.10	14,741.20
1995-96	0.00	15,467.80	3,149.90	3,667.10	85.20	0.00	22,370.00	0.00	0.00	85.20	14,826.40
1996-97	0.00	3,934.10	3,304.50	3,620.10	32,229.90	0.00	43,088.60	14,054.60	0.00	18,175.30	33,001.70
1997-98	0.00	21,409.60	3,392.70	4,011.40	24,870.20	0.00	53,683.90	14,001.00	0.00	10,869.20	43,870.90
1998-99	0.00	0.00	3,353.40	3,777.80	0.00	0.00	7,131.20	13,794.10	0.00	-13,794.10	30,076.80
1999-00	0.00	13,645.60	3,508.30	7,642.80	24,416.20	0.00	49,212.90	0.00	0.00	24,416.20	54,493.00
2000-01	0.00	10,412.80	3,285.30	5,784.90	14,624.30	0.00	34,107.30	6,600.20	0.00	8,024.10	62,517.10
2001-02	0.00	25,232.27	3,438.90	14,907.20	1,944.90	0.00	45,523.27	0.00	0.00	1,944.90	64,462.00
2002-03	0.00	33,551.42	3,018.30	17,668.20	0.00	0.00	54,237.92	0.00	0.00	0.00	64,462.00
2003-04	0.00	14,166.20	3,058.30	24,616.20	33,603.00	0.00	75,443.70	10,000.00	10,000.00	13,603.00	78,065.00
2004-05	0.00	5,744.20	2,998.00	9,897.30	0.00	0.00	18,639.50	-33,312.30	0.00	-33,312.30	44,752.70
2005-06	0.00	48,069.20	2,815.50	8,165.80	16,900.80	0.00	75,951.30	0.00	9,000.00	7,900.80	52,653.50
2006-07	0.00	0.00	2,963.30	11,326.80	4,159.20	0.00	18,449.30	7,861.15	0.00	-3,701.95	48,951.55
2007-08	0.00	0.00	3,027.20	13,930.70	5,724.40	0.00	22,682.30	15,879.43	5,724.40	-15,879.43	33,072.12
2008-09	0.00	0.00	3,064.90	5,468.00	0.00	0.00	8,532.90	21,946.72	11,125.40	-33,072.12	0.00
2009-10	0.00	16,076.40	2,611.50	3,945.30	0.00	0.00	22,633.20	0.00	0.00	0.00	0.00
2010-11	0.00	23,737.90	2,428.20	1,001.10	0.00	11,646.50	38,813.70	0.00	0.00	0.00	0.00
2011-12	0.00	3,257.20	2,999.40	975.40	0.00	18,169.10	25,401.10	0.00	0.00	0.00	0.00
2012-13	0.00	2,034.70	3,037.40	491.10	0.00	10,000.00	15,563.20	0.00	0.00	0.00	0.00
2013-14	0.00	0.00	2,983.90	506.40	0.00	31,288.90	34,779.20	0.00	0.00	5,000.00 7/	5,000.00
TOTALS	135,719.70	537,837.76	111,393.20	258,407.90	309,520.90	129,490.63	1,482,370.09	165,104.12	92,792.18	5,000.00	--

1/ Delivered as Replacement Water by Upper San Gabriel Valley Municipal Water District

2/ Includes 12,300.70 acre-feet of Morris Dam water in 1977-78 and 24,000.00 acre-feet in 1978-79.

3/ Includes 1,002.40 acre-feet of In-Lieu Replenishment Water.

4/ Actual delivery of 3,214.00 reduced by 735.90 acre-feet which was transferred to Producer Cyclic Storage Deliveries.

5/ Includes transfer of 15,000 acre-feet from Three Valleys Cyclic Storage Account.

6/ Actual delivery of 3,224.10 reduced by 10.10 acre-feet which was transferred to Producer Cyclic Storage Deliveries.

7/ Transfer of 5,000 acre-feet from San Gabriel District's Cyclic Storage Account to Upper District/MWD's Cyclic Storage Account

Note: The minimum and maximum values are bolded.

APPENDIX D

SAN GABRIEL VALLEY MUNICIPAL WATER DISTRICT

ANNUAL IMPORTED WATER DELIVERIES AND CYCLIC STORAGE (ACRE-FEET)

Fiscal Year	Imported Water Deliveries							Cyclic Storage Account				
	Replenishment	Replacement Water	USG-5 Exchange Replacement	Direct Deliveries M & I Water	Cyclic Storage	Producer Cyclic Storage	Total	Transfer To Replacement Water	Transfer To USG-5 Exchange Replacement Water	Transfer To Producer Cyclic Storage	Net To Cyclic Storage	Cyclic Storage At End Of Year
1974-75	--	787.10	--	--	44.90	--	832.00	0.00	0.00	--	44.90	44.90
1975-76	--	1,302.90	--	--	6,972.10	--	8,275.00	0.00	0.00	--	6,972.10	7,017.00
1976-77	--	3,814.95	992.93	--	2,722.12	--	7,530.00	0.00	0.00	--	2,722.12	9,739.12
1977-78	--	4,470.85	1,115.15	--	0.00	--	5,586.00	2,287.23	0.00	--	-2,287.23	7,451.89
1978-79	--	4,112.25	1,303.79	--	1,551.96	--	6,968.00	0.00	0.00	--	1,551.96	9,003.85
1979-80	--	0.00	1,064.00	--	0.00	--	1,064.00	2,803.98	129.42	--	-2,933.40	6,070.45
1980-81	--	0.00	0.00	--	0.00	--	0.00	190.24	1,170.88	--	-1,361.12	4,709.33
1981-82	--	81.84	1,067.28	--	648.88	--	1,798.00	0.00	0.00	--	648.88	5,358.21
1982-83	--	0.00	843.87	--	1,377.13	--	2,221.00	0.00	0.00	--	1,377.13	6,735.34
1983-84	--	0.00	79.00	--	0.00	0.00	79.00	1,036.93	634.25	--	-1,671.18	5,064.16
1984-85	--	0.00	66.00	--	0.00	0.00	66.00	0.00	829.91	--	-829.91	4,234.25
1985-86	--	4,484.30	972.70	--	0.00	0.00	5,457.00	3,886.23	0.00	--	-3,886.23	348.02
1986-87	--	4,368.59	929.09	--	7,300.32	0.00	12,598.00	0.00	0.00	--	7,300.32	7,648.34
1987-88	--	7,763.11	1,402.99	--	660.90	0.00	9,827.00	0.00	0.00	--	660.90	8,309.24
1988-89	--	5,320.25	1,393.75	--	0.00	0.00	6,714.00	3,844.04	0.00	--	-3,844.04	4,465.20
1989-90	--	11,296.63	641.82	--	2,825.55	0.00	14,764.00	0.00	0.00	--	2,825.55	7,290.75
1990-91	--	9,485.43	1,022.57	--	0.00	0.00	10,508.00	3,298.53	0.00	--	-3,298.53	3,992.22
1991-92	--	8,074.96	828.04	--	0.00	0.00	8,903.00	2,400.42	0.00	--	-2,400.42	1,591.80
1992-93	--	11,418.17	1,202.03	--	1,064.80	0.00	13,685.00	0.00	0.00	--	1,064.80	2,656.60
1993-94	--	8,620.14	1,205.80	--	5,419.06	0.00	15,245.00	0.00	0.00	--	5,419.06	8,075.66
1994-95	--	5,691.49	1,188.61	--	3,557.90	0.00	10,438.00	0.00	0.00	--	3,557.90	11,633.56
1995-96	--	8,484.59	1,178.05	--	3,432.36	0.00	13,095.00	0.00	0.00	--	3,432.36	15,065.92
1996-97	--	14,525.94	1,235.89	--	1,698.17	0.00	17,460.00	0.00	0.00	--	1,698.17	16,764.09
1997-98	--	14,061.60	1,268.85	--	323.55	0.00	15,654.00	0.00	0.00	5,700.00	-5,376.45	11,387.64
1998-99	--	6,158.61	1,254.19	--	2,621.20	0.00	10,034.00	0.00	0.00	3,200.00	-578.80	10,808.84
1999-00	--	9,286.01	1,312.09	--	8,605.90	0.00	19,204.00	0.00	0.00	3,800.00	4,805.90	15,614.74
2000-01	--	10,464.30	1,228.70	--	0.00	0.00	11,693.00	3,237.77	0.00	3,800.00	-7,037.77	8,576.97
2001-02	--	10,929.17	1,286.13	--	1,172.70	0.00	13,388.00	0.00	0.00	7,100.00	-5,927.30	2,649.67
2002-03	--	3,938.39	1,128.84	--	15,027.77	0.00	20,095.00	0.00	0.00	8,300.00	6,727.77	9,377.44
2003-04	--	672.60	1,143.80	--	16,815.60	0.00	18,632.00	0.00	0.00	9,800.00	7,015.60	16,393.04
2004-05	--	500.66	1,121.25	--	10,840.09	0.00	12,462.00	0.00	0.00	13,100.00	-2,259.91	14,133.13
2005-06	--	0.00	1,052.99	--	12,658.01	0.00	13,711.00	0.00	0.00	944.38	11,713.63	25,846.76
2006-07	--	573.59	1,108.29	--	15,794.12	0.00	17,476.00	0.00	0.00	3,832.00	11,962.12	37,808.88
2007-08	--	91.76	1,132.17	--	779.07	0.00	2,003.00	0.00	0.00	12,712.67	-11,933.60	25,875.28
2008-09	--	788.73	1,146.29	--	4,671.98	0.00	6,607.00	0.00	0.00	11,619.40	-6,947.42	18,927.86
2009-10	--	1,886.58	976.70	--	12,340.72	0.00	15,204.00	0.00	0.00	9,225.34	3,115.38	22,043.24
2010-11	--	14,655.86	908.13	--	5,211.01	0.00	20,775.00	0.00	0.00	7,500.00	-2,288.99	19,754.25
2011-12	--	22,426.22	1,121.78	--	0.00	0.00	23,548.00	2,209.98	0.00	0.00	-2,209.98	17,544.27
2012-13	--	16,269.22	1,135.98	--	5,138.80	0.00	22,544.00	0.00	0.00	7,000.00	-1,861.20	15,683.07
2013-14	--	1,202.03	1,115.97	--	0.00	0.00	2,318.00	1,532.00	0.00	7,549.19 1/	-9,081.19	6,601.88
TOTALS	--	228,008.82	39,175.51	--	151,276.67	0.00	418,461.00	26,727.35	2,764.46	115,182.98	6,601.88	--

1/ Includes transfer of 5,000 acre-feet from San Gabriel District's Cyclic Storage Account to Upper District/MWD's Cyclic Storage Account
Note: The minimum and maximum values are bolded.

APPENDIX D
THREE VALLEYS MUNICIPAL WATER DISTRICT /
METROPOLITAN WATER DISTRICT
ANNUAL IMPORTED WATER DELIVERIES
AND CYCLIC STORAGE
(ACRE-FEET)

Fiscal Year	Imported Water Deliveries							Cyclic Storage Account			
	Replenishment	Replacement Water	USG-5 Exchange Replacement	Direct Deliveries M & I Water	Cyclic Storage	Producer Cyclic Storage	Total	Transfer To Replacement Water	Transfer To Producer Cyclic Storage	Net To Cyclic Storage	Cyclic Storage At End Of Year
1963-64	--	--	--	464.90	--	--	464.90	--	--	--	--
1964-65	--	--	--	1,371.20	--	--	1,371.20	--	--	--	--
1965-66	--	--	--	1,244.60	--	--	1,244.60	--	--	--	--
1966-67	--	--	--	803.00	--	--	803.00	--	--	--	--
1967-68	--	--	--	251.80	--	--	251.80	--	--	--	--
1968-69	--	--	--	625.80	--	--	625.80	--	--	--	--
1969-70	--	--	--	366.30	--	--	366.30	--	--	--	--
1970-71	--	--	--	481.80	--	--	481.80	--	--	--	--
1971-72	--	--	--	248.10	--	--	248.10	--	--	--	--
1972-73	--	--	--	717.90	--	--	717.90	--	--	--	--
1973-74	--	--	--	445.60	--	--	445.60	--	--	--	--
1974-75	--	--	--	780.60	--	--	780.60	--	--	--	--
1975-76	--	--	--	3,312.30	--	--	3,312.30	--	--	--	--
1976-77	--	--	--	6,139.90	--	--	6,139.90	--	--	--	--
1977-78	--	--	--	6,732.50	--	--	6,732.50	--	--	--	--
1978-79	--	--	--	6,123.60	--	--	6,123.60	--	--	--	--
1979-80	--	--	--	6,901.60	--	--	6,901.60	--	--	--	--
1980-81	--	--	--	9,288.00	--	--	9,288.00	--	--	--	--
1981-82	--	--	--	10,576.10	--	--	10,576.10	--	--	--	--
1982-83	--	--	--	6,925.40	--	--	6,925.40	--	--	--	--
1983-84	--	--	--	10,021.20	--	--	10,021.20	--	--	--	--
1984-85	--	--	--	11,651.00	--	0.00	11,651.00	--	--	--	--
1985-86	--	--	--	10,651.50	--	0.00	10,651.50	--	--	--	--
1986-87	--	--	--	12,142.90	--	0.00	12,142.90	--	--	--	--
1987-88	--	--	--	15,218.00	--	0.00	15,218.00	--	--	--	--
1988-89	--	--	--	13,705.90	--	0.00	13,705.90	--	--	--	--
1989-90	--	--	--	17,509.40	--	0.00	17,509.40	--	--	--	--
1990-91	--	--	--	16,531.80	--	0.00	16,531.80	--	--	--	--
1991-92	--	0.00	--	7,984.30	25,077.10	0.00	33,061.40	0.00	3,800.00	21,277.10	21,277.10
1992-93	--	0.00	--	9,478.70	3,737.50	0.00	13,216.20	0.00 1/	4,933.50 1/	-16,196.00 1/	5,081.10
1993-94	--	0.00	--	10,776.90	0.00	0.00	10,776.90	0.00	2,000.00	-2,000.00	3,081.10
1994-95	--	0.00	--	12,120.30	5,738.60	0.00	17,858.90	0.00	0.00	5,738.60	8,819.70
1995-96	--	0.00	--	10,113.53	3,832.00	0.00	13,945.53	0.00	0.00	3,832.00	12,651.70
1996-97	--	0.00	--	10,280.00	1,451.10	0.00	11,731.10	0.00	0.00	1,451.10	14,102.80
1997-98	--	0.00	--	6,803.50	953.10	0.00	7,756.60	2,304.50	0.00	-1,351.40	12,751.40
1998-99	--	3,311.70	--	6,714.40	0.00	0.00	10,026.10	0.00	0.00	0.00	12,751.40
1999-00	--	4,418.60	--	9,910.70	0.00	0.00	14,329.30	0.00	0.00	0.00	12,751.40
2000-01	--	5,583.60	--	10,900.33	675.20	0.00	17,159.13	0.00	0.00	675.20	13,426.60
2001-02	--	4,944.10	--	16,806.40	570.20	0.00	22,320.70	0.00	0.00	570.20	13,996.80
2002-03	--	2,791.00	--	20,295.10	0.00	0.00	23,086.10	0.00	0.00	0.00	13,996.80
2003-04	--	1,920.40	--	23,083.90	0.00	0.00	25,004.30	0.00	0.00	0.00	13,996.80
2004-05	--	1,714.50	--	17,586.70	0.00	1,800.00	21,101.20	1,700.00	0.00	-1,700.00	12,296.80
2005-06	--	357.10	--	12,143.60	0.00	0.00	12,500.70	0.00	0.00	0.00	12,296.80
2006-07	--	166.70	--	11,613.60	2,978.00	0.00	14,758.30	0.00	0.00	2,978.00	15,274.80
2007-08	--	0.00	--	13,216.10	0.00	0.00	13,216.10	1,886.70	0.00	-1,886.70	13,388.10
2008-09	--	0.00	--	13,149.85	0.00	0.00	13,149.85	2,886.90	5,335.00	-8,221.90	5,166.20
2009-10	--	0.00	--	9,772.60	1,427.80	0.00	11,200.40	32.55	998.50	396.75	5,562.95
2010-11	--	0.00	--	6,886.20	12,264.60	0.00	19,150.80	0.00	15,849.50 2/	-3,584.90	1,978.05
2011-12	--	0.00	--	6,586.60	12,871.40	0.00	19,458.00	2,299.65	3,949.50	6,622.25	8,600.30
2012-13	--	0.00	--	10,815.20	10,098.80	0.00	20,914.00	2,584.30	2,569.00	4,945.50	13,545.80
2013-14	--	0.00	--	18,725.40	3,110.10	0.00	21,835.50	479.00 3/	1,300.00	1,331.10	14,876.90
TOTALS	--	25,207.70	--	446,996.61	84,785.50	1,800.00	558,789.81	14,173.60	40,735.00	14,876.90	--

1/ Includes transfer of 15,000.00 acre-feet to Upper District Cyclic Storage.

2/ Includes 11,689.3 acre-feet delivered on behalf of Upper District to Suburban Water System's Upper District Producer Cyclic Storage. See page D-5

3/ Includes 479.00 acre-feet of Watermaster's pre-purchases for Replacement Water.

Note: The minimum and maximum values are bolded.

APPENDIX D

INDIVIDUAL PRODUCER ACCOUNTS

TOTAL ANNUAL IMPORTED WATER DELIVERIES AND CYCLIC STORAGE (ACRE-FEET)

Fiscal Year	Upper District Producers				Three Valleys District Producers				San Gabriel Valley District Producers			
	Deliveries To Cyclic Storage	Transfer From Upper District Cyclic Storage	Withdrawals	Cyclic Storage At End Of Year	Deliveries To Cyclic Storage	Transfer From Three Valleys District Cyclic Storage	Withdrawals	Cyclic Storage At End Of Year	Deliveries To Cyclic Storage	Transfer From San Gabriel Valley District Cyclic Storage	Withdrawals	Cyclic Storage At End Of Year
1983-84	0.00	1,573.60	1,573.60	0.00	0.00	0.00	0.00	0.00	0.00	0.00	0.00	0.00
1984-85	0.00	0.00	0.00	0.00	0.00	0.00	0.00	0.00	0.00	0.00	0.00	0.00
1985-86	0.00	0.00	0.00	0.00	0.00	0.00	0.00	0.00	0.00	0.00	0.00	0.00
1986-87	0.00	0.00	0.00	0.00	0.00	0.00	0.00	0.00	0.00	0.00	0.00	0.00
1987-88	0.00	0.00	0.00	0.00	0.00	0.00	0.00	0.00	0.00	0.00	0.00	0.00
1988-89	0.00	0.00	0.00	0.00	0.00	0.00	0.00	0.00	0.00	0.00	0.00	0.00
1989-90	0.00	0.00	0.00	0.00	0.00	0.00	0.00	0.00	0.00	0.00	0.00	0.00
1990-91	13,112.70	0.00	13,112.70	0.00	0.00	0.00	0.00	0.00	0.00	0.00	0.00	0.00
1991-92	3,305.90	28,811.00	32,116.90	0.00	0.00	3,800.00	3,800.00	0.00	0.00	0.00	0.00	0.00
1992-93	18,916.73 1/	26,236.20	45,147.93	0.00	0.00	4,933.50	4,883.46	50.04	0.00	0.00	0.00	0.00
1993-94	23,050.80 2/	321.58	23,372.38	0.00	0.00	2,000.00	2,050.04	0.00	0.00	0.00	0.00	0.00
1994-95	0.00	0.00	0.00	0.00	0.00	0.00	0.00	0.00	0.00	0.00	0.00	0.00
1995-96	0.00	0.00	0.00	0.00	0.00	0.00	0.00	0.00	0.00	0.00	0.00	0.00
1996-97	0.00	0.00	0.00	0.00	0.00	0.00	0.00	0.00	0.00	0.00	0.00	0.00
1997-98	0.00	0.00	0.00	0.00	0.00	0.00	0.00	0.00	0.00	5,700.00	4,331.64	1,368.36
1998-99	0.00	0.00	0.00	0.00	0.00	0.00	0.00	0.00	0.00	3,200.00	2,859.66	1,708.70
1999-00	0.00	0.00	0.00	0.00	0.00	0.00	0.00	0.00	0.00	3,800.00	3,663.84	1,844.86
2000-01	0.00	0.00	0.00	0.00	0.00	0.00	0.00	0.00	0.00	3,800.00	2,825.02	2,819.84
2001-02	0.00	0.00	0.00	0.00	0.00	0.00	0.00	0.00	0.00	7,100.00	6,450.10	3,469.74
2002-03	0.00	0.00	0.00	0.00	0.00	0.00	0.00	0.00	0.00	8,300.00	5,948.75	5,820.99
2003-04	0.00	10,000.00	0.00	10,000.00	0.00	0.00	0.00	0.00	0.00	9,800.00	8,870.23	6,750.76
2004-05	0.00	0.00	7,031.99	2,968.01	0.00	1,800.00	1,800.00	0.00	0.00	13,100.00	9,904.94	9,945.82
2005-06	0.00	9,000.00	3,474.72	8,493.29	0.00	0.00	0.00	0.00	0.00	944.38	3,434.20	7,456.00
2006-07	0.00	2,100.00 3/	3,307.46	7,285.83	0.00	332.00 3/	332.00	0.00	0.00	1,400.00	3,670.43	5,185.57
2007-08	0.00	2,276.03	3,740.96	5,820.90	0.00	2,029.24 4/ 5/	0.00	2,029.24	0.00	14,131.80 4/	5,402.96	13,914.41
2008-09	0.00	11,125.40	9,112.32	7,833.98	0.00	5,335.00	1,600.09	5,764.15	0.00	11,619.40	19,526.61	6,007.20
2009-10	0.00	0.00	0.00	7,833.98	0.00	998.50	3,629.92	3,132.73	0.00	9,225.34	11,300.00	3,932.54
2010-11	23,335.80 6/	0.00	11,902.64	19,267.14	0.00	4,160.20	3,480.02	3,812.91	0.00	7,500.00	0.00	11,432.54
2011-12	18,169.10	0.00	10,492.71	26,943.53	0.00	3,949.50	2,711.74	5,050.67	0.00	0.00	7,500.00	3,932.54
2012-13	10,000.00	0.00	18,712.62	18,230.91	0.00	2,569.00	3,269.44	4,350.23	0.00	7,000.00	2,049.19	8,883.35
2013-14	31,288.90	0.00	26,549.29 7/	22,970.52	0.00	1,300.00	2,862.02	2,788.21	0.00	2,549.19	6,914.67 8/	4,517.87

1/ Includes 735.90 acre-feet transferred from USG-5 Exchange Replacement.

2/ Includes 10.10 acre-feet transferred from USG-5 Exchange Replacement.

3/ Delivered by San Gabriel Valley District on behalf of Upper District and Three Valleys District producers.

4/ Upper District delivered 1,931.00 AF on behalf of Three Valleys District producers and 1,517.37 AF on behalf of San Gabriel District producers.

5/ San Gabriel District delivered 98.24 AF on behalf of Three Valley District producers.

6/ Includes 11,689.30 acre-feet delivered by Three Valleys District on behalf of Upper District producers.

7/ Upper District Producer pre-ordered 2,676 acre-feet of Cyclic Storage from Upper District. Pre-order applied to calculated 2013-14 Replacement Water Obligation.

8/ San Gabriel District Producer pre-ordered 4,500 acre-feet of Cyclic Storage from San Gabriel District. Pre-order applied to calculated 2013-14 Replacement Water Obligation.

Note: The minimum and maximum values are bolded.

APPENDIX E

SUMMARY OF ACCOUNTING UNDER MAKE-UP WATER OBLIGATION

HISTORY OF ANNUAL MAKE-UP WATER DELIVERIES TO LOWER AREA

APPENDIX E

SUMMARY OF ACCOUNTING UNDER MAKE-UP WATER OBLIGATION (ACRE-FEET)

1. Accrued Credit of Upper Area as of September 30, 2012	171,116
2. Amount of Make-up Water delivered during water year 2012-13	
a. Payment for Reclaimed Water	0
b. Surface Flow Delivery	0
c. Total	<u>0</u>
3. Adjusted Accrued Credit of Upper Area as of September 30, 2012	171,116
4. Debit for Water Year 2012-13	<u><u>33,013</u></u>
5. Accrued Credit of Upper Area as of September 30, 2013	138,103
6. Required Make-up Water obligation to be delivered during Water Year 2013-14	0

APPENDIX E

HISTORY OF ANNUAL MAKE-UP WATER DELIVERIES TO LOWER AREA (ACRE-FEET)

Water Year	Annual Accounting Make-up Water Deliveries			Long-term Accounting Make-up Water Deliveries				Total Make-up Water
	Reclaimed Water	Surface Flow	Total	Reclaimed Water	Surface Flow	In-Lieu Payment	Total	
1963-64	0	0	0	-	-	-	-	0
1964-65	13,257	0	13,257	-	-	-	-	13,257
1965-66	14,528	6,489	21,017	-	-	-	-	21,017
1966-67	14,735	0	14,735	-	-	-	-	14,735
1967-68	7,425	0	7,425	-	-	-	-	7,425
1968-69	5,597	0	5,597	-	-	-	-	5,597
1969-70	0	0	0	-	-	-	-	0
1970-71	0	0	0	-	-	-	-	0
1971-72	0	0	0	-	-	-	-	0
1972-73	0	0	0	-	-	-	-	0
1973-74	0	0	0	-	-	-	-	0
1974-75	2,834	0	2,834	-	-	-	-	2,834
1975-76	14,637	0	14,637	-	-	-	-	14,637
1976-77	12,394	14,507	26,901	-	-	-	-	26,901
1977-78	10,158	7,864	18,022	-	-	-	-	18,022
1978-79	0	0	0	-	-	-	-	0
1979-80	0	0	0	10,716	10,843	-	21,559	21,559
1980-81	0	0	0	14,568	31,241	-	45,809	45,809
1981-82	0	0	0	11,464	30,716	-	42,180	42,180
1982-83	7,285	0	7,285	0	8,921	15,883	24,804	32,089
1983-84	0	0	0	0	33,589	0	33,589	33,589
1984-85	0	0	0	-	-	-	-	0
1985-86	0	0	0	-	-	-	-	0
1986-87	0	0	0	-	-	-	-	0
1987-88	14,735	5,712	20,447	-	-	-	-	20,447
1988-89	14,735	6,455	21,190	-	-	-	-	21,190
1989-90	14,735	13,544	28,279	-	-	-	-	28,279
1990-91	14,735	100	14,835	-	-	-	-	14,835
1991-92	14,735	0	14,735	-	-	-	-	14,735
1992-93	2,359	0	2,359	-	-	-	-	2,359
1993-94	0	0	0	-	-	-	-	0
1994-95	0	0	0	-	-	-	-	0
1995-96	0	0	0	-	-	-	-	0
1996-97	0	0	0	-	-	-	-	0
1997-98	0	0	0	-	-	-	-	0
1998-99	0	0	0	-	-	-	-	0
1999-00	0	0	0	-	-	-	-	0
2000-01	0	0	0	-	-	-	-	0
2001-02	0	0	0	-	-	-	-	0
2002-03	0	0	0	-	-	-	-	0
2003-04	0	0	0	-	-	-	-	0
2004-05	0	0	0	-	-	-	-	0
2005-06	0	0	0	-	-	-	-	0
2006-07	0	0	0	-	-	-	-	0
2007-08	0	0	0	-	-	-	-	0
2008-09	0	0	0	-	-	-	-	0
2009-10	0	0	0	-	-	-	-	0
2010-11	0	0	0	-	-	-	-	0
2011-12	0	0	0	-	-	-	-	0
2012-13	0	0	0	-	-	-	-	0
TOTALS	178,884	54,671	233,555	36,748	115,310	15,883	167,941	401,496
50-Year Average	3,578	1,093	4,671	735	2,306	318	3,359	8,030

Note: The minimum and maximum values are bolded.

APPENDIX F

**QUARTERLY GROUNDWATER EXTRACTIONS
AND
SURFACE DIVERSIONS**

APPENDIX F

QUARTERLY GROUNDWATER EXTRACTIONS AND SURFACE DIVERSIONS

Producer's Name and Well Identification Number		2013-14 Groundwater Extractions and Surface Diversions (Acre-feet)				
Owner Number	Recordation No.	First Quarter	Second Quarter	Third Quarter	Fourth Quarter	Annual Total

Adams Ranch Mutual Water Company

1	1902106	0.00	0.00	0.00	0.00	0.00
2	1902689	0.00	0.00	0.00	0.00	0.00
3	8000182	21.55	15.91	15.11	18.43	71.00
TOTAL		21.55	15.91	15.11	18.43	71.00

Alhambra, City of

7	1903097	307.52	197.24	168.11	170.66	843.53
MOELR (8)	1900010	825.92	555.49	344.76	239.56	1,965.73
9	1900011	0.00	0.23	0.06	0.13	0.42
10	1900012	0.00	0.00	0.00	0.00	0.00
11	1903014	225.02	120.37	120.50	95.71	561.60
12	1900013	68.30	4.89	3.33	3.12	79.64
13	1900014	0.00	0.00	0.00	0.00	0.00
14	1900015	266.46	270.03	369.29	305.20	1,210.98
15	1900016	417.99	452.71	405.11	435.57	1,711.38
1 LON	1902789	396.25	398.49	360.11	350.17	1,505.02
2 LON	1900017	0.00	0.00	0.00	443.69	443.69
GARF	1900018	0.00	0.00	0.00	0.00	0.00
SUB-TOTAL		2,507.46	1,999.45	1,771.27	2,043.81	8,321.99
USG-5		767.00	700.50	650.10	866.30	2,983.90
TOTAL		3,274.46	2,699.95	2,421.37	2,910.11	11,305.89

Amarillo Mutual Water Company

1	1900791	117.69	95.43	85.72	95.91	394.75
2	1900792	0.08	0.11	0.18	0.10	0.47
TOTAL		117.77	95.54	85.90	96.01	395.22

Arcadia, City of

1 BAL	1901015	0.00	0.00	0.00	0.00	0.00
1 CAM	1902077	0.00	0.00	0.00	0.00	0.00
1 L.O.	8000127	1,398.12	773.94	403.21	685.67	3,260.94
1 LON	1901013	396.02	86.97	88.11	518.11	1,089.21
1 PEC	1902854	1,169.40	802.53	843.87	1,152.34	3,968.14
2 BAL	1902791	0.00	0.00	0.00	0.00	0.00
2 CAM	1902078	0.00	0.00	0.00	0.00	0.00
2 LON	1901014	186.98	59.10	6.40	284.22	536.70

Producer's Name and Well Identification Number		2013-14 Groundwater Extractions and Surface Diversions (Acre-feet)				
Owner Number	Recordation No.	First Quarter	Second Quarter	Third Quarter	Fourth Quarter	Annual Total
2 STJ	8000177	3.27	0.00	0.00	73.07	76.34
3 CAM	8000213	712.04	628.22	572.15	674.69	2,587.10
3 LONG	8000214	744.04	639.25	482.88	719.01	2,585.18
SM	8000193	0.00	-0.06	0.00	0.00	-0.06
	TOTAL	4,609.87	2,989.95	2,396.62	4,107.11	14,103.55

Azusa, City of

1	8000072	724.33	402.43	109.85	288.24	1,524.85
2	1902457	468.14	347.68	305.30	143.53	1,264.65
3	8000086	1,039.10	1,039.31	979.74	939.06	3,997.21
4	1902458	534.91	448.34	567.13	650.63	2,201.01
5	1902533	257.17	258.16	241.73	204.63	961.69
6	1902535	546.25	167.35	250.99	300.58	1,265.17
7	1902116	167.90	0.36	75.43	181.18	424.87
8	1902115	386.08	152.78	0.00	28.75	567.61
9	1902117	0.00	0.00	0.00	0.00	0.00
10	8000103	11.32	3.88	6.21	4.22	25.63
11	8000178	680.77	559.00	612.47	639.66	2,491.90
12	8000179	498.84	301.99	224.36	370.51	1,395.70
DIV EFF	1902118	971.36	1,102.01	981.00	1,577.04	4,631.41
VUL	1903119	0.20	12.01	24.60	28.84	65.65
	1900043	0.00	0.00	0.00	0.00	0.00
	TOTAL	6,286.37	4,795.30	4,378.81	5,356.87	20,817.35

Banks, Gale & Vicki

1900415	11.41	6.80	10.49	6.61	35.31
TOTAL	11.41	6.80	10.49	6.61	35.31

California-American Water Company
Duarte System

BACON	1900497	0.48	0.00	1.21	0.62	2.31
B-V	1900355	0.00	0.00	0.00	0.27	0.27
B-V2	8000216	458.82	509.19	256.24	409.74	1,633.99
CR HV	1903018	198.43	6.61	11.97	227.38	444.39
DIV 2	1900360	129.63	82.59	59.34	89.03	360.59
ENCTO	8000139	375.98	207.57	314.30	245.17	1,143.02
FISH C	1900358	0.00	0.00	0.01	0.00	0.01
LAS L 2	8000140	112.24	3.00	101.54	221.82	438.60
STA FE	1900354	336.91	198.49	69.05	99.29	703.74
WILEY	1902907	565.10	547.58	520.61	536.96	2,170.25
	TOTAL	2,177.59	1,555.03	1,334.27	1,830.28	6,897.17

California-American Water Company
San Marino System

BR-1	1901441	0.00	0.00	0.00	0.00	0.00
BR-2	1902787	0.00	0.00	0.00	0.00	0.00
DELMAR	1903059	76.17	359.80	297.20	39.88	773.05
GRAND	1900926	396.89	391.65	111.79	176.49	1,076.82

Producer's Name and Well Identification Number		2013-14 Groundwater Extractions and Surface Diversions (Acre-feet)				
Owner Number	Recordation No.	First Quarter	Second Quarter	Third Quarter	Fourth Quarter	Annual Total

GUESS	1900918	0.00	0.00	0.00	0.00	0.00
HALL-2	8000175	384.93	262.43	359.43	389.34	1,396.13
HOWL	1902424	220.28	177.54	183.68	197.22	778.72
LONG	1900935	71.95	0.00	60.16	152.03	284.14
MAR-3	1903019	440.56	434.64	367.70	417.02	1,659.92
MISVW	1900920	473.40	276.28	401.53	493.14	1,644.35
RIC-1	1900921	0.00	0.00	0.00	0.00	0.00
ROAN	1900934	0.00	0.00	0.00	0.00	0.00
ROSE	1900927	321.02	316.79	94.13	17.07	749.01
TOTAL		2,385.20	2,219.13	1,875.62	1,882.19	8,362.14

California Country Club

ARTES	1902531	0.00	0.00	0.00	0.00	0.00
CLUB	1902529	0.00	0.00	0.00	0.00	0.00
SYC	1903084	0.00	0.00	0.00	0.01	0.01
TOTAL		0.00	0.00	0.00	0.01	0.01

California Domestic Water Company

2	1901181	966.54	270.44	208.42	530.50	1,975.90
3	1903057	1,700.40	1,743.81	1,672.27	1,636.43	6,752.91
6	1902967	816.77	37.05	97.04	660.20	1,611.06
8	1903081	1,097.98	533.62	556.24	932.39	3,120.23
14	8000174	0.00	0.00	0.00	0.00	0.00
5A	8000100	1,481.81	1,421.99	1,369.55	1,449.89	5,723.24
TOTAL		6,063.50	4,006.91	3,903.52	5,209.41	19,183.34

Carrier Corporation

--	--	6.41	8.00	9.69	8.63	32.73
TOTAL		6.41	8.00	9.69	8.63	32.73

Champion Mutual Water Company

1	1900908	0.00	0.00	0.00	0.00	0.00
2	1902816	27.20	1.93	0.01	0.02	29.16
3	8000121	0.00	19.16	16.64	20.92	56.72
TOTAL		27.20	21.09	16.65	20.94	85.88

Citrus Valley Medical Center, Queen of the Valley Campus

1	8000138	4.90	2.99	0.00	0.00	7.89
TOTAL		4.90	2.99	0.00	0.00	7.89

Coiner, James W., dba Coiner Nursery

5R	1903072	41.35	11.76	19.95	38.86	111.92
TOTAL		41.35	11.76	19.95	38.86	111.92

Producer's Name and Well Identification Number		2013-14 Groundwater Extractions and Surface Diversions (Acre-feet)				
Owner Number	Recordation No.	First Quarter	Second Quarter	Third Quarter	Fourth Quarter	Annual Total

County Sanitation District No. 18

E01R	8000161	0.04	0.03	0.03	0.03	0.13
E02R	8000165	0.42	0.39	0.37	0.36	1.54
E03R	8000162	0.01	0.01	0.01	0.01	0.04
E04R	8000166	0.11	0.10	0.10	0.10	0.41
E05R	8000163	0.17	0.17	0.15	0.16	0.65
E06R	8000167	0.05	0.05	0.05	0.05	0.20
E07R	8000164	0.27	0.26	0.22	0.26	1.01
E08R	8000168	0.16	0.15	0.15	0.14	0.60
E16A	8000153	0.19	0.19	0.15	0.19	0.72
E17A	8000154	1.37	1.19	1.24	1.12	4.92
E18A	8000155	0.14	0.13	0.11	0.12	0.50
E19A	8000156	0.22	0.18	0.17	0.17	0.74
E20A	8000173	0.25	0.35	0.30	0.30	1.20
EX 1	8000141	0.10	0.10	0.09	0.09	0.38
EX 2	8000142	0.02	0.02	0.02	0.01	0.07
EX 3	8000143	0.00	0.00	0.00	0.00	0.00
EX 4	8000144	0.00	0.00	0.00	0.00	0.00
TOTAL		3.52	3.32	3.16	3.11	13.11

Covina Irrigating Company

1 BAL	1900885	397.23	378.50	358.72	324.34	1,458.79
2 BAL	1900883	396.88	402.40	391.92	357.00	1,548.20
3 BAL	1900882	683.09	635.30	608.03	616.37	2,542.79
CONTR	1900881	0.00	0.00	0.00	0.00	0.00
DIV	1900884	755.84	273.50	0.00	0.00	1,029.34
DIV NO.	1900884	0.00	0.00	0.00	276.68	276.68
DIV SO.	1900884	0.00	0.00	0.00	360.97	360.97
TOTAL		2,233.04	1,689.70	1,358.67	1,935.36	7,216.77

Del Rio Mutual Water Company

BURKE	1900331	30.00	39.00	27.00	31.00	127.00
KLING	1900332	0.00	0.00	0.00	0.00	0.00
TOTAL		30.00	39.00	27.00	31.00	127.00

Driftwood Dairy

1	1902924	20.71	17.65	2.05	0.00	40.41
TOTAL		20.71	17.65	2.05	0.00	40.41

East Pasadena Water Company, Ltd.

9	1901508	61.06	51.53	68.31	124.08	304.98
11	8000217	397.83	342.87	274.78	295.76	1,311.24
TOTAL		458.89	394.40	343.09	419.84	1,616.22

Producer's Name and Well Identification Number		2013-14 Groundwater Extractions and Surface Diversions (Acre-feet)				
Owner Number	Recordation No.	First Quarter	Second Quarter	Third Quarter	Fourth Quarter	Annual Total

El Monte, City of

3	1901693	0.00	0.00	0.00	0.00	0.00
4	1901694	0.00	0.00	0.00	0.00	0.00
10	1901699	81.24	190.54	149.39	270.82	691.99
12	1903137	294.10	148.47	0.00	0.00	442.57
13	8000101	209.67	149.77	67.40	186.96	613.80
2A	1901692	132.01	58.14	171.81	183.87	545.83
TOTAL		717.02	546.92	388.60	641.65	2,294.19

Gates, James Richard

GATES 1	8000215	1.28	0.45	0.68	0.23	2.64
TOTAL		1.28	0.45	0.68	0.23	2.64

Glendora, City of

1-E	1901523	0.00	0.00	0.00	0.00	0.00
2-E	1901526	189.29	150.20	105.51	187.72	632.72
3-G	1901525	0.00	0.00	0.00	0.00	0.00
4-E	1901524	0.00	0.00	0.00	0.00	0.00
5-E	8000149	748.48	641.61	618.67	552.44	2,561.20
7-G	1900831	0.00	0.00	0.00	0.00	0.00
8-E	1900829	420.78	378.02	335.33	164.53	1,298.66
9-E	1900830	632.19	512.61	500.71	498.08	2,143.59
10-E	1900828	229.03	118.56	119.96	117.48	585.03
11-E	1900826	290.25	124.15	153.59	243.57	811.56
12-G	1900827	599.45	466.94	403.03	221.95	1,691.37
13-E	8000184	313.23	268.57	286.30	293.19	1,161.29
TOTAL		3,422.70	2,660.66	2,523.10	2,278.96	10,885.42

Golden State Water Company
San Dimas District

ART-1	1902151	0.00	0.00	0.00	0.00	0.00
ART-2	1902152	0.00	0.00	0.00	0.00	0.00
ART-3	1902842	84.69	21.30	16.20	0.21	122.40
BAS-3	1902148	197.79	145.38	144.24	167.93	655.34
BAS-4	1902149	174.64	148.58	136.80	98.64	558.66
COL-1	1902266	0.00	0.00	0.00	0.00	0.00
COL-2	1902267	0.00	0.00	0.00	0.00	0.00
COL-4	1902268	128.09	109.66	110.78	117.62	466.15
COL-5	1902269	0.00	0.00	0.00	0.00	0.00
COL-6	1902270	0.00	0.00	0.00	0.00	0.00
COL-7	1902271	0.00	0.00	0.00	0.00	0.00
COL-8	1902272	0.00	0.00	0.00	0.00	0.00
L H-2	1902154	0.00	0.00	0.00	0.00	0.00
CITY	1902286	55.17	31.88	35.39	47.98	170.42
GOLF	1902157	0.00	0.00	0.00	0.00	0.00

Producer's Name and Well Identification Number		2013-14 Groundwater Extractions and Surface Diversions (Acre-feet)				
Owner Number	Recordation No.	First Quarter	Second Quarter	Third Quarter	Fourth Quarter	Annual Total
HWY	1902150	225.27	192.01	56.84	78.43	552.55
HWY-2	8000212	302.62	290.49	267.23	253.43	1,113.77
MALON	1902287	150.50	108.83	85.22	89.88	434.43
TOTAL		1,318.77	1,048.13	852.70	854.12	4,073.72

Golden State Water Company
San Gabriel Valley District

1 EAR	1902144	0.00	0.00	0.00	0.00	0.00
1 ENC	1902024	130.33	115.45	155.94	139.15	540.87
1 FAR	1902034	224.49	151.95	90.32	41.39	508.15
1 GAR	1900513	0.00	0.00	0.00	0.00	0.00
1 GRA	1902030	0.00	0.00	0.00	0.00	0.00
1 JEF	1902017	0.00	0.00	0.00	0.00	0.00
1 PER	1902027	88.24	18.25	84.32	51.76	242.57
1 S G	1900510	416.44	391.31	353.13	396.65	1,557.53
1 SAX	1900515	0.00	0.00	0.00	0.00	0.00
2 ENC	1902035	237.98	329.99	194.02	178.85	940.84
2 FAR	1902948	18.61	125.93	63.11	100.22	307.87
2 GAR	1900512	0.00	0.00	0.00	0.00	0.00
2 GRA	1902461	0.00	0.00	0.00	0.00	0.00
2 JEF	1902018	0.00	0.00	0.00	0.00	0.00
2 S G	1900511	0.02	26.56	101.72	116.47	244.77
3 ENC	8000073	118.26	0.00	62.89	151.12	332.27
3 JEF	1902019	0.00	0.00	0.00	0.00	0.00
3 SAX	1900514	81.83	56.85	19.89	23.04	181.61
4 JEF	8000111	312.17	120.56	95.49	265.25	793.47
4 SAX	8000146	242.98	171.24	116.26	154.86	685.34
TOTAL		1,871.35	1,508.09	1,337.09	1,618.76	6,335.29

Hanson Aggregates West, Inc.

1 DUA	1900961	0.00	0.00	0.00	0.00	0.00
1 EL	1901492	28.33	27.64	19.98	23.22	99.17
3 EL	1901493	0.00	0.00	0.00	0.00	0.00
4 EL	1903006	0.00	0.00	0.00	0.01	0.01
TOTAL		28.33	27.64	19.98	23.23	99.18

Hemlock Mutual Water Company

NORTH	1901178	10.95	15.04	6.86	7.48	40.33
STHRN	1902806	16.06	5.92	10.90	14.74	47.62
TOTAL		27.01	20.96	17.76	22.22	87.95

Hermetic Seal Corporation

--	--	20.05	18.14	18.14	14.47	70.80
TOTAL		20.05	18.14	18.14	14.47	70.80

Producer's Name and Well Identification Number		2013-14 Groundwater Extractions and Surface Diversions (Acre-feet)				
Owner Number	Recordation No.	First Quarter	Second Quarter	Third Quarter	Fourth Quarter	Annual Total

Industry Waterworks System, City of

1	1902581	0.00	0.00	0.00	0.00	0.00
2	1902582	0.00	0.00	0.00	0.00	0.00
3	8000078	0.00	0.00	0.00	0.00	0.00
4	8000096	0.00	0.00	0.00	0.00	0.00
5	8000097	466.27	468.40	427.52	202.21	1,564.40
TOTAL		466.27	468.40	427.52	202.21	1,564.40

La Puente Valley County Water District

1	1901459	0.00	0.00	0.00	0.00	0.00
2	1901460	16.30	15.42	12.62	134.48	178.82
3	1902859	21.21	23.83	148.17	195.11	388.32
4	8000062	0.00	0.00	0.00	0.00	0.00
5	8000209	890.18	873.83	585.06	516.64	2,865.71
SWS	8000176	-483.91	-450.77	-325.91	-309.04	-1,569.63
TOTAL		443.78	462.31	419.94	537.19	1,863.22

Los Angeles, County of

2	1902580	0.00	0.00	0.00	0.00	0.00
4	1902664	0.00	0.00	0.00	0.00	0.00
5	1902665	0.00	0.00	0.00	0.00	0.00
6	1902666	0.00	0.00	0.00	0.00	0.00
600	8000090	0.00	0.00	0.00	0.00	0.00
1 SF	8000070	370.60	76.09	168.30	393.46	1,008.45
1 WHI	1902579	0.00	0.00	0.00	0.00	0.00
2 SF	8000074	7.55	4.13	4.68	8.53	24.89
3A	8000150	0.00	0.00	0.00	0.00	0.00
B RED	8000088	0.00	0.00	0.00	0.00	0.00
BN PK	1902158	0.00	0.00	0.00	0.00	0.00
N LK	8000089	0.00	0.00	0.00	0.00	0.00
WNOU	--	803.02	843.30	788.76	843.21	3,278.29
TOTAL		1,181.17	923.52	961.74	1,245.20	4,311.63

MillerCoors LLC

1	8000075	96.16	95.51	74.99	79.88	346.54
2	8000076	0.00	0.00	0.00	0.00	0.00
TOTAL		96.16	95.51	74.99	79.88	346.54

Producer's Name and Well Identification Number		2013-14 Groundwater Extractions and Surface Diversions (Acre-feet)				
Owner Number	Recordation No.	First Quarter	Second Quarter	Third Quarter	Fourth Quarter	Annual Total

Monrovia, City of

2	1900418	501.24	239.75	95.26	38.85	875.10
3	1900419	594.10	562.73	453.21	544.44	2,154.48
4	1900420	483.39	380.78	417.80	515.27	1,797.24
5	1940104	817.24	651.45	533.73	648.46	2,650.88
6	8000171	51.04	27.24	71.80	345.23	495.31
DIV 1	1900425	0.00	0.00	0.00	0.00	0.00
DIV 2	8000058	0.00	0.00	0.00	0.00	0.00
TOTAL		2,447.01	1,861.95	1,571.80	2,092.25	7,973.01

Monterey Park, City of

1	1900453	55.79	14.24	20.99	59.63	150.65
3	1900455	0.00	0.00	0.00	0.00	0.00
5	1900457	358.48	175.17	265.43	445.48	1,244.56
6	1900458	0.00	0.00	0.00	0.00	0.00
7	1902372	0.00	0.00	0.00	0.00	0.00
8	1902373	0.00	0.00	0.00	0.00	0.00
9	1902690	1.20	1.69	1.10	1.07	5.06
10	1902818	514.04	321.10	285.81	451.34	1,572.29
12	1903033	773.54	819.58	806.63	720.67	3,120.42
14	1903092	0.00	0.00	0.00	0.00	0.00
15	8000196	642.63	806.53	587.63	492.19	2,528.98
FERN	8000126	160.35	37.84	37.29	167.32	402.80
TOTAL		2,506.03	2,176.15	2,004.88	2,337.70	9,024.76

Munoz, Ralph

MUNOZ	8000219	0.00	0.00	1.02	0.59	1.61
TOTAL		0.00	0.00	1.02	0.59	1.61

Rowland Water District

--	--	14.42	9.94	14.44	37.41	76.21
TOTAL		14.42	9.94	14.44	37.41	76.21

Rurban Homes Mutual Water Company

1-NOR	1900120	79.00	48.31	40.37	56.51	224.19
2-SOU	1900121	0.00	0.00	0.00	0.00	0.00
TOTAL		79.00	48.31	40.37	56.51	224.19

San Gabriel Country Club

1	1900547	12.21	18.93	33.58	6.21	70.93
2	1902979	96.21	37.98	1.34	101.61	237.14
TOTAL		108.42	56.91	34.92	107.82	308.07

Producer's Name and Well Identification Number		2013-14 Groundwater Extractions and Surface Diversions (Acre-feet)				
Owner Number	Recordation No.	First Quarter	Second Quarter	Third Quarter	Fourth Quarter	Annual Total

San Gabriel County Water District

7	1901671	0.00	0.00	0.00	0.00	0.00
8	1901672	0.00	0.00	0.00	0.00	0.00
9	1902785	413.06	401.95	392.00	389.10	1,596.11
10	1902786	0.00	0.00	0.00	0.00	0.00
11	8000067	234.08	83.31	57.88	162.87	538.14
12	8000123	588.41	448.92	363.75	295.48	1,696.56
14	8000133	560.70	403.92	315.51	288.46	1,568.59
15	8000220	0.00	0.00	82.90	339.94	422.84
5 BRA	1901669	0.00	0.00	0.00	0.00	0.00
TOTAL		1,796.25	1,338.10	1,212.04	1,475.85	5,822.24

San Gabriel Valley Water Company

1B	1900729	309.54	177.99	160.68	240.30	888.51
1C	1902946	29.66	7.41	8.74	58.52	104.33
1D	8000102	978.33	921.32	894.67	891.72	3,686.04
1E	8000172	996.61	608.81	627.42	918.23	3,151.07
2C	1900749	0.00	0.00	0.00	0.00	0.00
2D	1902857	23.26	0.57	4.35	16.51	44.69
2E	8000065	647.57	332.20	415.46	507.63	1,902.86
2F	8000197	672.52	652.47	344.84	536.08	2,205.91
8A	1900736	0.00	0.00	0.00	0.00	0.00
8B	1900746	0.75	39.54	32.20	1.36	73.85
8C	1900747	324.49	154.61	99.92	271.30	850.32
8D	1903103	550.04	331.34	197.62	485.81	1,564.81
8E	8000113	3.77	3.02	34.88	4.41	46.08
8F	8000169	42.66	24.30	56.77	18.99	142.72
11A	1900739	797.47	396.23	465.08	678.13	2,336.91
11B	1900745	635.27	727.52	689.23	687.20	2,739.22
11C	1902713	257.43	97.29	43.99	179.64	578.35
B1	1902635	0.00	0.00	0.00	0.00	0.00
B2	1902525	0.00	0.00	0.00	0.00	0.00
B4B	1902858	0.00	0.00	0.00	0.00	0.00
B4C	1902947	0.00	0.00	0.00	0.00	0.00
B5A	1900718	0.00	0.00	0.00	0.00	0.00
B5B	1900719	1,168.61	905.81	1,093.70	1,071.66	4,239.78
B5C	8000112	0.00	0.00	0.00	0.00	0.00
B5D	8000160	22.95	218.04	118.86	27.31	387.16
B5E	8000205	1,212.41	1,191.89	1,121.71	1,445.62	4,971.63
B6C	1903093	0.15	0.00	0.00	0.05	0.20
B6D	8000098	0.20	0.00	0.00	0.06	0.26
B7B	1901440	0.00	0.00	0.00	0.00	0.00
B7C	8000068	491.26	32.85	125.39	600.40	1,249.90
B7D	8000094	0.00	0.00	0.00	0.00	0.00
B7E	8000122	118.23	140.06	114.36	159.16	531.81
B8	1901436	0.00	0.00	0.00	0.00	0.00
B9	1901437	0.00	0.00	0.00	0.00	0.00
B9B	8000099	228.19	238.47	163.52	231.17	861.35
B11A	1901439	0.00	0.00	0.00	0.00	0.00
B11B	8000108	720.87	771.88	584.50	503.36	2,580.61
B24A	8000203	294.58	191.01	4.70	6.75	497.04
B24B	8000204	298.29	183.45	1.91	2.15	485.80
B25A	8000187	663.97	0.00	0.00	622.30	1,286.27

Producer's Name and Well Identification Number		2013-14 Groundwater Extractions and Surface Diversions (Acre-feet)				
Owner Number	Recordation No.	First Quarter	Second Quarter	Third Quarter	Fourth Quarter	Annual Total
B25B	8000188	717.88	0.00	0.00	883.37	1,601.25
B26A	8000189	211.78	0.00	0.00	216.68	428.46
B26B	8000190	291.26	0.00	0.17	378.08	669.51
G4	1900725	10.08	0.00	27.60	93.94	131.62
EPA EW4-5	8000200	387.19	403.79	534.01	394.78	1,719.77
EPA EW4-6	8000201	414.42	438.52	253.24	445.30	1,551.48
EPA EW4-7	8000202	1.40	0.99	1.52	3.13	7.04
WNOU	--	-803.02	-843.30	-788.76	-843.21	-3,278.29
TOTAL		12,720.07	8,348.08	7,432.28	11,737.89	40,238.32

Sierra La Verne Country Club

1	8000124	2.79	0.24	1.67	5.59	10.29
2	8000125	0.00	0.00	0.00	0.00	0.00
15 Offsite	8000192	0.00	0.00	0.00	0.00	0.00
TOTAL		2.79	0.24	1.67	5.59	10.29

Sierra Madre, City of

8000193	0.00	0.06	0.00	0.00	0.06
TOTAL	0.00	0.06	0.00	0.00	0.06

S. L. S. & N. Inc.

8000151	2.29	2.88	2.99	3.21	11.37
TOTAL	2.29	2.88	2.99	3.21	11.37

Sonoco Products Company

1	1912786	0.00	0.00	0.00	0.00	0.00
2	1902971	50.41	51.67	47.79	45.42	195.29
2	8000137	0.00	0.00	0.00	0.00	0.00
TOTAL		50.41	51.67	47.79	45.42	195.29

Southern California Edison Company

1EB86	1900342	0.00	0.00	0.00	0.00	0.00
2EB76	1900343	0.00	0.00	0.00	0.00	0.00
38EIS	1900344	0.00	0.00	0.00	0.00	0.00
38W	1900344	0.00	0.00	0.00	0.00	0.00
110RH	8000046	0.00	1.60	0.03	0.00	1.63
MURAT	8000047	0.00	0.00	0.00	0.00	0.00
TOTAL		0.00	1.60	0.03	0.00	1.63

Producer's Name and Well Identification Number		2013-14 Groundwater Extractions and Surface Diversions (Acre-feet)				
Owner Number	Recordation No.	First Quarter	Second Quarter	Third Quarter	Fourth Quarter	Annual Total

South Pasadena, City of

2 WIL	1901681	0.00	0.00	0.00	0.00	0.00
3 WIL	1901682	799.56	646.77	466.59	648.85	2,561.77
4 WIL	1903086	434.41	326.13	393.24	396.52	1,550.30
GRAV2	1901679	148.19	66.96	66.32	67.46	348.93
TOTAL		1,382.16	1,039.86	926.15	1,112.83	4,461.00

Sterling Mutual Water Company

N. SO.	8000132	8.25	12.43	7.00	16.95	44.63
NORTH	1902096	25.89	16.42	9.61	19.32	71.24
SOUTH	1902085	0.00	0.00	0.00	0.00	0.00
TOTAL		34.14	28.85	16.61	36.27	115.87

Suburban Water Systems

114W1	1901613	0.00	0.00	0.00	0.00	0.00
117W1	1901614	0.00	0.00	0.00	0.00	0.00
121W1	8000181	792.47	752.09	696.90	734.60	2,976.06
125W2	8000087	0.00	0.00	0.00	0.00	0.00
126W2	8000092	0.00	0.00	0.00	0.00	0.00
139W2	1901599	0.00	0.00	0.00	0.00	0.00
139W4	8000069	0.00	0.00	0.00	0.00	0.00
139W5	8000095	0.00	0.00	0.00	0.00	0.00
139W6	8000152	0.00	0.00	0.00	0.00	0.00
140W3	1903067	0.00	0.00	0.00	0.00	0.00
140W4	8000093	0.00	0.00	0.00	0.00	0.00
140W5	8000145	554.93	344.80	169.47	606.30	1,675.50
142W2	8000183	1,073.21	1,082.87	990.21	1,040.99	4,187.28
147W3	8000077	483.97	487.89	473.09	485.36	1,930.31
151W2	8000207	1,432.63	1,414.83	1,356.84	1,380.73	5,585.03
154W1	1902762	0.00	0.00	0.00	0.00	0.00
155W1	1902819	0.00	0.00	0.00	0.00	0.00
155W2	1902820	0.00	0.00	0.00	0.00	0.00
201W2	1901430	0.00	0.00	0.00	0.00	0.00
201W4	1901433	0.00	0.00	0.00	0.00	0.00
201W5	1901432	0.00	0.00	0.00	0.00	0.00
201W6	1901434	0.00	0.00	0.00	0.00	0.00
201W7	8000195	1,185.42	1,290.69	1,272.69	1,106.66	4,855.46
201W8	8000198	1,000.02	0.00	778.01	1,036.69	2,814.72
201W9	8000208	1,505.90	1,303.29	479.00	1,281.33	4,569.52
201W10	8000210	96.27	879.55	83.27	89.44	1,148.53
126W1	1901620	0.00	0.00	0.00	0.00	0.00
B DAL	1900035	0.00	0.00	0.00	0.00	0.00
LPVCWD	8000176	483.91	450.77	325.91	309.04	1,569.63
VCWD	8000206	876.47	112.17	548.21	1,286.04	2,822.89
PLANT 110	1900880	0.00	0.00	0.00	0.00	0.00
TOTAL		9,485.20	8,118.95	7,173.60	9,357.18	34,134.93

Producer's Name and Well Identification Number		2013-14 Groundwater Extractions and Surface Diversions (Acre-feet)				
Owner Number	Recordation No.	First Quarter	Second Quarter	Third Quarter	Fourth Quarter	Annual Total

Sunny Slope Water Company

8	1900026	115.98	17.28	34.74	82.62	250.62
9	1902792	195.48	3.22	47.98	61.59	308.27
10	8000048	0.00	0.00	0.00	0.00	0.00
13	8000157	537.49	600.91	415.89	528.89	2,083.18
TOTAL		848.95	621.41	498.61	673.10	2,642.07

Tran, Hieu

TRAN	8000218	1.25	1.22	1.24	1.28	4.99
TOTAL		1.25	1.22	1.24	1.28	4.99

United Rock Products Corporation

IRW-1	1900106	90.28	60.28	58.77	41.95	251.28
IRW-2	1903062	0.00	22.55	0.73	28.49	51.77
SIERR	1902532	0.00	0.00	0.00	0.00	0.00
TOTAL		90.28	82.83	59.50	70.44	303.05

Valencia Heights Water Company

1	8000051	0.00	0.00	0.00	0.00	0.00
2	8000052	0.00	0.00	0.00	0.00	0.00
4	8000054	0.00	0.00	0.00	0.00	0.00
5	8000120	0.00	0.00	0.00	0.00	0.00
3A	8000055	0.00	0.00	0.00	0.00	0.00
Master	--	557.26	284.72	307.16	478.52	1,627.66
CIC	--	-158.88	-126.87	-151.86	-125.74	-563.35
TOTAL		398.38	157.85	155.30	352.78	1,064.31

Valley County Water District

ARROW	1900034	0.00	0.00	0.00	0.00	0.00
B DAL	1900035	0.00	0.00	0.00	0.00	0.00
EMAIN	1900027	597.19	592.48	715.56	550.71	2,455.94
ENIXN	1900032	1,035.92	613.93	9.07	578.60	2,237.52
LANTE	8000060	917.42	117.49	563.87	1,323.74	2,922.52
MORADA	1900029	0.00	0.00	0.00	0.00	0.00
PADDY	1900031	0.00	0.00	0.00	0.00	0.00
PALM	8000039	0.00	0.00	0.00	0.00	0.00
SA1-1	8000185	0.00	0.00	0.00	0.00	0.00
SA1-2	8000186	0.00	0.00	0.00	0.00	0.00
WMAIN	1900028	325.93	72.80	0.00	237.42	636.15
WNIXN	1902356	557.13	572.25	866.84	788.53	2,784.75
SWS	8000206	-876.47	-112.17	-548.21	-1,286.04	-2,822.89
TOTAL		2,557.12	1,856.78	1,607.13	2,192.96	8,213.99

Producer's Name and Well Identification Number		2013-14 Groundwater Extractions and Surface Diversions (Acre-feet)				
Owner Number	Recordation No.	First Quarter	Second Quarter	Third Quarter	Fourth Quarter	Annual Total

Valley View Mutual Water Company

1	1900363	0.00	0.00	0.00	0.00	0.00
2	1900364	209.51	176.17	139.68	165.90	691.26
3	1900365	0.00	0.00	0.00	0.00	0.00
TOTAL		209.51	176.17	139.68	165.90	691.26

Vietnamese American Buddhist Temple

8000191	0.00	0.00	0.00	5.44	5.44
TOTAL	0.00	0.00	0.00	5.44	5.44

Vulcan Materials Company

1 REL	1903088	129.01	91.87	88.15	118.02	427.05
E DUR	1902920	37.38	0.00	0.00	0.00	37.38
W DUR	8000063	40.87	9.83	10.16	0.00	60.86
TEMP		0.00	0.00	0.97	32.69	33.66
TOTAL		207.26	101.70	99.28	150.71	558.95

Whittier, City of

12	1901748	0.00	0.00	0.00	0.00	0.00
13	1901749	0.99	0.00	0.00	0.00	0.99
15	8000071	2.44	0.74	4.53	434.81	442.52
16	8000110	1,342.65	854.23	635.26	1,190.70	4,022.84
17	8000135	0.00	0.00	0.00	0.00	0.00
18	8000136	0.00	0.00	0.00	0.00	0.00
TOTAL		1,346.08	854.97	639.79	1,625.51	4,466.35

Workman Mill Investment Company

1	1900094	177.34	98.43	72.27	149.23	497.27
2	1900095	0.01	0.00	0.00	0.00	0.01
3	1900052	0.00	0.00	0.00	0.00	0.00
4	1902790	65.66	18.24	9.12	38.86	131.88
TOTAL		243.01	116.67	81.39	188.09	629.16

Grand Total	73,897.66	55,406.31	49,006.72	65,225.62	243,536.31
Surface Water Diversion Total	1,856.83	1,458.10	1,040.34	2,303.72	6,658.99
Groundwater Extraction Total	72,040.83	53,948.21	47,966.38	62,921.90	236,877.32

APPENDIX G

**HISTORY OF ANNUAL TOTAL BASIN
PRODUCTION RIGHTS**

AND

HISTORY OF ANNUAL PRODUCTION

APPENDIX G

HISTORY OF ANNUAL TOTAL BASIN PRODUCTION RIGHTS AND PRODUCTION (ACRE-FEET)

Fiscal Year	Operating Safe Yield	Production Rights	Recorded Production	Replacement Water Requirement	Lost Carryover	Carryover to Next Year
1972-73	--	--	241,097.74	--	--	--
1973-74	226,800	238,132.94	235,460.40	14,518.98	0.00	17,191.52
1974-75	210,000	237,913.46	225,221.86	8,421.93	203.36	20,908.95
1975-76	200,000	231,391.95	242,246.36	24,744.88	131.06	13,759.41
1976-77	150,000	174,193.45	212,995.30	48,650.71	861.12	9,980.67
1977-78	150,000	170,473.30	198,257.23	36,818.25	1,198.54	8,950.93
1978-79	170,000	189,439.67	218,405.64	34,404.83	78.11	6,745.88
1979-80	220,000	237,226.13	226,279.89	9,896.39	81.54	21,960.87
1980-81	230,000	262,445.19	233,963.01	5,477.08	202.89	35,642.01
1981-82	210,000	255,281.37	223,245.24	10,582.35	380.30	43,261.68
1982-83	200,000	253,049.93	212,205.73	3,293.23	304.02	45,378.26
1983-84	230,000	287,394.98	238,586.29	2,151.85	80.10	51,594.26
1984-85	210,000	272,050.01	244,835.13	12,475.69	344.48	40,395.40
1985-86	190,000	240,319.81	248,824.38	34,774.82	198.50	25,403.49
1986-87	200,000	235,923.93	256,117.22	41,828.86	106.93	22,457.73
1987-88	190,000	222,985.31	251,852.84	51,989.89	143.63	21,710.19
1988-89	180,000	214,810.57	257,421.07	59,384.99	61.61	19,741.33
1989-90	180,000	210,268.35	253,851.86	62,582.49	282.28	17,837.99
1990-91	170,000	199,467.55	234,825.54	41,232.39	387.33	18,796.02
1991-92	140,000	169,575.74	223,690.83	31,214.19	345.83	13,478.79
1992-93	180,000	204,009.40	239,155.14	15,858.66	189.05	31,718.29
1993-94	220,000	262,029.85	246,830.55	8,915.59	462.81	50,290.41
1994-95	200,000	260,802.71	246,657.49	30,194.77	1,065.79	44,262.41
1995-96	220,000	274,608.47	272,100.40	32,526.05	737.28	35,484.68
1996-97	210,000	256,011.19	282,785.85	55,236.24	863.84	28,965.55
1997-98	220,000	263,725.27	257,313.98	26,362.42	704.70	34,016.10
1998-99	230,000	277,402.22	268,505.37	30,499.32	124.28	40,633.83
1999-00	220,000	274,824.14	282,195.44	39,961.99	592.51	33,774.80
2000-01	220,000	267,126.29	274,204.43	38,317.35	570.83	32,015.15
2001-02	210,000	258,992.70	267,767.07	40,773.50	532.59	32,833.12
2002-03	190,000	240,450.90	240,509.16	38,519.29	159.50	38,370.38
2003-04	170,000	224,691.75	255,869.80	51,416.73	79.24	24,864.16
2004-05	170,000	219,049.64	250,185.00	41,043.83	53.76	17,684.36
2005-06	240,000	268,418.02	262,623.02	12,065.12	156.28	27,862.73
2006-07	240,000	278,386.20	287,291.34	20,046.64	90.80	29,374.42
2007-08	210,000	249,433.95	261,194.20	28,777.98	182.17	33,902.42
2008-09	180,000	224,028.56	253,167.52	26,634.48	778.21	28,729.17
2009-10	170,000	210,117.25	240,457.81	35,129.38	236.31	20,695.69
2010-11	170,000	201,220.31	230,085.35	33,084.38	167.70	21,657.47
2011-12	210,000	242,181.86	240,027.97	19,685.04	166.96	44,143.15
2012-13	200,000	254,314.47	245,951.24	5,979.45	268.13	42,864.86
2013-14	180,000	233,389.45	243,536.31	3,779.32	377.39	36,753.33
Average 1/ 10-Year Avg.	197,971 197,000	243,689 238,054	252,168 251,452	29,231 22,623	349 248	29,652 30,367

1/ Average based on 41 years from 1973-74 through 2013-14.
Note: The minimum and maximum values are bolded.

APPENDIX G

HISTORY OF ANNUAL PRODUCTION (ACRE-FEET)

Producer Name	2009-10	2010-11	2011-12	2012-13	2013-14
Adams Ranch Mutual Water Co.	77.28	65.94	63.89	68.08	71.00
Alhambra, City of ^{1/}	11,543.33	10,795.88	10,879.27	11,251.75	11,305.89
Amarillo Mutual Water Co.	337.37	357.72	405.28	400.40	395.22
Arcadia, City of	11,477.90	9,840.58	11,721.45	13,277.64	14,103.55
Azusa, City of	7,463.43	7,112.00	7,435.67	7,810.13	7,752.14
Azusa Valley Water Co.	13,377.14	12,230.99	12,700.50	13,246.19	13,065.21
Banks, Gale & Vicki	23.33	23.14	29.17	31.52	35.31
California-American Water Co. (Duarte)	7,027.10	6,128.08	6,554.18	6,821.36	6,897.17
California-American Water Co. (San Marino)	8,557.06	8,536.27	8,875.17	9,084.98	8,362.14
California Country Club	14.96	0.04	0.00	0.25	0.01
California Domestic Water Co.	20,740.56	15,949.12	18,294.84	19,072.23	19,183.34
Carrier Corporation	0.00	0.00	0.00	3.90 ^{2/}	32.73
Champion Mutual Water Co.	73.83	88.78	90.34	65.36	85.88
Citrus Valley Medical Center, Queen of the Valley Campus	18.40	2.88	0.00	17.50	7.89
Coiner, James W., dba Coiner Nursery	103.73	101.71	97.70	155.41	111.92
County Sanitation District No. 18	21.23	19.36	16.87	15.43	13.11
Covina Irrigating Co.	12,293.90	9,142.39	10,086.43	9,940.69	7,216.77
Del Rio Mutual Water Co.	140.52	110.34	122.00	120.96	127.00
Driftwood Dairy	87.09	57.02	76.57	91.18	40.41
East Pasadena Water Co., Ltd.	1,528.91	1,474.01	1,192.30	1,584.55	1,616.22
El Monte, City of	2,332.62	2,254.16	2,273.74	2,320.24	2,294.19
Gates, James Richard	0.00	1.60	6.05	4.96	2.64
Glendora, City of	11,012.40	10,649.75	12,041.25	12,088.65 ^{2/}	10,885.42
Golden State Water Company (San Dimas District)	3,698.88	4,798.73	5,279.00	3,806.15	4,073.72
Golden State Water Company (San Gabriel Valley District)	5,882.72	5,687.15	5,899.90	6,295.32	6,335.29
Hanson Aggregates West, Inc.	242.02	263.31	272.42	133.82	99.18
Hemlock Mutual Water Co.	86.08	88.23	89.13	98.09	87.95
Hermetic Seal Corporation	--	--	--	--	70.80
Industry Waterworks System, City of	1,285.64	1,394.78	1,347.73	1,352.16	1,564.40

Producer Name	2009-10	2010-11	2011-12	2012-13	2013-14
La Puente Valley County Water District	1,837.22	1,736.21	1,827.18	1,984.67	1,863.22
Los Angeles, County of	3,016.12 ^{3/}	3,457.47 ^{4/}	2,816.02 ^{5/}	3,871.67	4,311.63
MillerCoors LLC	125.86	589.18	619.46	411.43	346.54
Monrovia, City of	6,981.93	6,854.85	7,436.75	7,727.62	7,973.01
Monrovia Nursery	0.00	0.04	0.00	0.00	--
Monterey Park, City of	8,692.47	8,403.21	8,758.49	8,833.51	9,024.76
Munoz, Ralph	--	--	--	--	1.61
Rowland Water District	148.35	117.43	154.82	0.00	76.21
Rurban Homes Mutual Water Co.	212.79	199.30	205.94	231.30	224.19
San Gabriel Country Club	256.88	226.09	271.73	295.82	308.07
San Gabriel County Water District	6,377.66	6,089.60	5,720.21	5,761.04	5,822.24
San Gabriel Valley Water Co.	34,623.65	32,436.53	34,893.47	37,389.57	40,238.32
Sierra La Verne Country Club	31.02	24.98	29.85	26.68	10.29
Sierra Madre, City of	0.00	0.00	0.00	0.00	0.06
S. L. S. & N. Inc.	31.25	4.77	5.66	8.67	11.37
Sonoco Products Co.	144.23	154.90	167.39	173.73	195.29
Southern California Edison Co.	0.73	0.00	0.00	0.00	1.63
South Pasadena, City of	4,712.96	4,353.66	4,421.57	4,350.98	4,461.00
Sterling Mutual Water Co.	134.02	125.36	140.87	144.85	115.87
Suburban Water Systems	33,825.55	37,614.44	37,086.79	37,169.79	34,134.93
Sunny Slope Water Co.	3,242.88	3,025.01	3,536.19	3,438.60	2,642.07
Tran, Hieu	--	--	--	--	4.99
United Rock Products Corp.	364.72	376.55	224.07	224.68	303.05
Valencia Heights Water Co.	1,126.03	1,142.17	1,168.29	947.14	1,064.31
Valley County Water District	7,006.67	8,231.16	8,168.77	8,261.29	8,213.99
Valley View Mutual Water Co.	646.53	676.24	583.03	572.78	691.26
Vietnamese American Buddhist Temple	1.50 ^{3/}	1.50 ^{4/}	0.21	4.88	5.44
Vulcan Materials Co.	396.30	427.23	588.45	770.15	558.95
Whittier, City of	6,481.68	6,138.83	4,971.95	3,575.11	4,466.35
Workman Mill Investment Co.	591.38	504.68	379.96	616.38	629.16
TOTALS	240,457.81 ^{3/}	230,085.35 ^{4/}	240,027.97 ^{5/}	245,951.24 ^{2/}	243,536.31

1/ The City of Alhambra's production is computed in accordance with the Cooperative Water Exchange Agreement. See Page H-4.

2/ Adjusted totals due to production adjustment after publication of 2012-13 Annual Report.

3/ Adjusted totals due to production adjustment after publication of 2009-10 Annual Report.

4/ Adjusted totals due to production adjustment after publication of 2010-11 Annual Report.

5/ Adjusted totals due to production adjustment after publication of 2011-12 Annual Report.

APPENDIX H

SUMMARY OF REPLACEMENT WATER REQUIREMENT AND CARRYOVER RIGHTS

H

REPLACEMENT WATER REQUIREMENT OF THE CITY OF ALHAMBRA

ANNUAL SUMMARY OF REPLACEMENT WATER REQUIREMENT

APPENDIX H

SUMMARY OF REPLACEMENT WATER REQUIREMENT AND CARRYOVER RIGHTS FOR FISCAL YEAR 2013-14 (ACRE-FEET)

Producer Name	Carryover To 2013-14	Fiscal Year 2013-14				
		Production Right	Production	Replacement Water Required	Lost Carry-Over	Carryover To 2014-15
Adams Ranch Mutual Water Co.	18.98	80.06	71.00	0.00	0.00	9.06
Alhambra, City of	0.00	8,025.77	11,305.89 <u>1/</u>	2,164.15 <u>1/</u>	0.00	0.00
Amarillo Mutual Water Co.	218.89	564.62	395.22	0.00	0.00	169.40
Andrade, Susan	0.00	0.00 <u>2/</u>	0.00	0.00	0.00	0.00
Aqua Capital Management LP	0.00	0.00 <u>2/</u>	0.00	0.00	0.00	0.00
Arcadia, City of	0.00	7,615.78	14,103.55	0.00 <u>3/</u>	0.00	0.00
Azusa, City of	0.00	3,756.34	7,752.14	0.00 <u>3/</u>	0.00	0.00
Azusa Valley Water Co.	7,148.96	16,274.34	13,065.21	0.00	0.00	3,209.13
Bandel Family Trust	0.00	0.00 <u>2/</u>	0.00	0.00	0.00	0.00
Banks, Gale & Vicki	0.00	45.54	35.31	0.00	0.00	10.23
Brondino, Jeanne	0.00	0.00 <u>2/</u>	0.00	0.00	0.00	0.00
Cadway, Inc.	0.00	0.00 <u>2/</u>	0.00	0.00	0.00	0.00
California-American Water Co. (Duarte)	1,624.22	6,636.48	6,897.17	0.00 <u>3/</u>	0.00	0.00
California-American Water Co. (San Marino)	78.90	8,427.34	8,362.14	0.00	0.00	65.20
California Country Club	0.00	0.00	0.01 <u>4/</u>	0.00	0.00	0.00
California Domestic Water Co.	7,789.42	32,430.98	19,183.34	0.00	0.00	13,247.64
Canyon Water Company	227.02	1,200.00	0.00	0.00	0.00	1,200.00
Carrier Corporation	0.00	0.00	32.73	32.73	0.00	0.00
Champion Mutual Water Co.	84.08	134.54	85.88	0.00	0.00	48.66
Citrus Valley Medical Center, Queen of the Valley Campus	0.00	0.00	7.89	5.13 <u>5/</u>	0.00	0.00
Coiner, James W., dba Coiner Nursery	0.00	0.00	111.92	111.92	0.00	0.00
County Sanitation District No. 18	0.00	4.10	13.11	9.01	0.00	0.00
Covina, City of	0.00	0.00 <u>2/</u>	0.00	0.00	0.00	0.00
Covina Irrigating Co.	7,252.56	12,155.57	7,216.77	0.00	0.00	4,938.80
Cremlin, A. J.	0.00	2.05 <u>4/</u>	0.00	0.00	2.05	0.00
CV Glendora 3 Site LLC	0.00	78.00	0.00	0.00	0.00	78.00
Dawes, Mary Kay	0.00	0.00 <u>2/</u>	0.00	0.00	0.00	0.00
DeFalco, John and Carole	1.49	2.98 <u>4/</u>	0.00	0.00	1.49	1.49
Del Rio Mutual Water Co.	51.86	163.10	127.00	0.00	0.00	36.10
Driftwood Dairy	11.46	0.00 <u>2/</u>	40.41	40.41	0.00	0.00
East Pasadena Water Co., Ltd.	259.76	1,737.02	1,616.22	0.00	0.00	120.80
El Monte, City of	605.93	2,701.91	2,294.19	0.00	0.00	407.72
El Monte Cemetery Assn.	0.00	0.00 <u>2/</u>	0.00	0.00	0.00	0.00
Fox Family Trust, Michael Edward Fox and Crystal Marie Fox, Trustees	0.00	0.00 <u>2/</u>	0.00	0.00	0.00	0.00

Producer Name	Carryover To 2013-14	Fiscal Year 2013-14				
		Production Right	Production	Replacement Water Required	Lost Carry-Over	Carryover To 2014-15
Garnier, A. and A., Family Trust	0.00	0.00 <u>2/</u>	0.00	0.00	0.00	0.00
Garnier, Ruth Elaine Ailor, Trust	0.00	0.00 <u>2/</u>	0.00	0.00	0.00	0.00
Gates, James Richard	0.00	0.00	2.64 <u>4/</u>	0.00	0.00	0.00
Glendora, City of	0.00	8,706.04	10,885.42	0.00 <u>3/</u>	0.00	0.00
Goedert, Lillian	2.28	4.33	0.00	0.00	2.28	2.05
Golden State Water Company (San Dimas District)	388.19	4,019.90	4,073.72	53.82	0.00	0.00
Golden State Water Company (San Gabriel Valley District)	0.00	5,257.89	6,335.29	1,077.40	0.00	0.00
Green, Walter	0.00	0.00 <u>2/</u>	0.00	0.00	0.00	0.00
Hansen, Alice	0.00	0.68 <u>3/</u>	0.00	0.00	0.68	0.00
Hanson Aggregates West, Inc.	64.61	172.30	99.18	0.00	0.00	73.12
Heinrich, Carolyn	0.00	0.00 <u>2/</u>	0.00	0.00	0.00	0.00
Hemlock Mutual Water Co.	17.14	98.32	87.95	0.00	0.00	10.37
Hermetic Seal Corporation	0.00	0.00	70.80	0.00 <u>6/</u>	0.00	0.00
Industry Waterworks System, City of	658.43	2,013.01	1,564.40	0.00	0.00	448.61
Irwindale, City of	0.00	0.00 <u>2/</u>	0.00	0.00	0.00	0.00
JUH#1	0.00	0.00 <u>2/</u>	0.00	0.00	0.00	0.00
Kirklen, Jeffrey B.	0.00	0.00 <u>2/</u>	0.00	0.00	0.00	0.00
Knight, William	0.00	207.54	0.00	0.00	0.00	207.54
Landeros, John	0.00	0.68 <u>4/</u>	0.00	0.00	0.68	0.00
La Puente Valley County Water District	0.00	1,484.68	1,863.22	0.00 <u>3/</u>	0.00	0.00
Los Angeles, County of	291.06	2,730.32	4,311.63 <u>7/</u>	0.00	0.00	396.98
Loucks, David	0.00	2.74 <u>4/</u>	0.00	0.00	2.74	0.00
Lovelady, June G.	187.72	356.67	0.00	0.00	187.72	168.95
Maggiore, Valarie	0.00	0.00 <u>2/</u>	0.00	0.00	0.00	0.00
Martinez, Frances Mercy	0.00	0.68 <u>4/</u>	0.00	0.00	0.68	0.00
McIntyre, William	29.34	0.00 <u>2/</u>	0.00	0.00	0.00	0.00
Metropolitan Water District	0.00	0.00 <u>2/</u>	0.00	0.00	0.00	0.00
Miller Coors LLC	797.90	1,518.75	346.54	0.00	0.00	1,172.21
Monrovia, City of	119.98	7,788.48	7,973.01	184.53	0.00	0.00
Monterey Park, City of	0.00	6,105.89	9,024.76	0.00 <u>3/</u>	0.00	0.00
Munoz, Ralph	0.00	0.00	1.61 <u>4/</u>	0.00	0.00	0.00
Nicholson Family Trust, The	0.00	0.00 <u>2/</u>	0.00	0.00	0.00	0.00
Nicholson Trust, The	0.00	0.00 <u>2/</u>	0.00	0.00	0.00	0.00
Nick Tomovich and Sons	0.00	0.02 <u>4/</u>	0.00	0.00	0.02	0.00
Pellissier Irrevocable QTIP Trust, et al., Co-tenancy of Laurence R.	3,567.68	0.00 <u>2/</u>	0.00	0.00	0.00	0.00
Phillips, Alice B., et al.	1.00	1.95	0.00	0.00	1.00	0.95
Pico County Water District	0.00	0.68 <u>4/</u>	0.00	0.00	0.68	0.00
Polopolus, et al.	0.00	0.00 <u>2/</u>	0.00	0.00	0.00	0.00

Producer Name	Carryover To 2013-14	Fiscal Year 2013-14				
		Production Right	Production	Replacement Water Required	Lost Carry-Over	Carryover To 2014-15
Rados Brothers	0.00	0.00 <u>2/</u>	0.00	0.00	0.00	0.00
Rosedale, Harry E.	168.00	0.00 <u>2/</u>	0.00	0.00	0.00	0.00
Rosemead Development, Ltd.	0.00	0.92 <u>4/</u>	0.00	0.00	0.92	0.00
Rowland Water District	0.00	0.00	76.21	76.21	0.00	0.00
Rurban Homes Mutual Water Co.	74.46	272.78	224.19	0.00	0.00	48.59
Ruth, Roy	0.00	0.68 <u>4/</u>	0.00	0.00	0.68	0.00
San Gabriel Country Club	156.45	417.02	308.07	0.00	0.00	108.95
San Gabriel County Water District	2,325.21	7,739.55	5,822.24	0.00	0.00	1,917.31
San Gabriel Valley Water Co.	0.00	27,498.77	40,238.32 8/	0.00 <u>3/</u>	0.00	0.00
Sierra La Verne Country Club	0.00	0.00	10.29	10.29	0.00	0.00
Sierra Madre, City of	0.00	0.00	0.06	0.00	0.00	0.00
S.L.S. & N. Inc.	0.00	0.00	11.37	1.71 <u>9/</u>	0.00	0.00
Sonoco Products Company	2.55	201.34	195.29	0.00	0.00	6.05
Southern California Edison Co.	173.80	330.22	1.63	0.00	172.17	156.42
South Pasadena, City of	1,409.42	7,158.78	4,461.00	0.00	0.00	2,697.78
Southwest Water Company	0.00	0.00 <u>2/</u>	0.00	0.00	0.00	0.00
Sterling Mutual Water Co.	0.00	109.30	115.87	6.57	0.00	0.00
Suburban Water Systems	0.00	23,760.17	34,134.93	0.00 <u>3/</u>	0.00	0.00
Sunny Slope Water Co.	0.00	2,644.86	2,642.07	0.00	0.00	2.79
Tate, Phillip G. & Sieglinde A.	0.00	0.00 <u>2/</u>	0.00	0.00	0.00	0.00
Tran, Hieu	0.00	0.00	4.99 <u>4/</u>	0.00	0.00	0.00
Tyler Nursery	0.00	2.92 <u>4/</u>	0.00	0.00	2.92	0.00
United Rock Products Corp.	83.14	311.54	303.05	0.00	0.00	8.49
Valencia Heights Water Co.	126.56	1,092.89	1,064.31	0.00	0.00	28.58
Valley County Water District	140.57	7,237.88	8,213.99	0.00 <u>3/</u>	0.00	0.00
Valley View Mutual Water Co.	623.38	834.42	691.26	0.00	0.00	143.16
Vietnamese American Buddhist Temple	0.00	0.00	5.44	5.44	0.00	0.00
Vulcan Materials Co.	1,652.67	722.43	558.95	0.00	0.00	163.48
Whittier, City of	4,254.69	9,788.03	4,466.35	0.00	0.00	5,321.68
Wilmott, Erma	0.00	0.68 <u>4/</u>	0.00	0.00	0.68	0.00
Workman Mill Investment Co.	175.10	756.20	629.16	0.00	0.00	127.04
TOTAL:	42,864.86	233,389.45	243,536.31	3,779.32	377.39	36,753.33

1/ Computed in accordance with the Cooperative Water Exchange Agreement. See H-4.

2/ Transferred all production rights.

3/ Includes Producer Cyclic Storage Water.

4/ Minimal producer.

5/ Overlying Right. Replacement Water is 65 percent of total production.

6/ 70.80 AF not subject to assessment.

7/ 1,978.29 AF not subject to assessment.

8/ 3,985.49 AF not subject to Replacement Water assessment

9/ Overlying Right. Replacement Water is 15 percent of total production.

**REPLACEMENT WATER REQUIREMENT
OF THE CITY OF ALHAMBRA, FISCAL YEAR 2013-14
IN ACCORDANCE WITH PARAGRAPH 19 OF THE
COOPERATIVE WATER EXCHANGE AGREEMENT
MAIN SAN GABRIEL BASIN
DATED MARCH 24, 1975**

	<u>(Acre-feet)</u>
Total Quantity of Groundwater Produced	8,321.99
Total Quantity of Water Delivered Through USG-5	<u>2,983.90</u>
Total Annual Production	11,305.89
Less: 37.4% of Quantity Through USG-5	1,115.97
Less: Share of Operating Safe Yield	8,025.77
Less: Cyclic Storage Balance	<u>0.00</u>
Replacement Water Requirement for Fiscal Year 2013-14	2,164.15
Carryover Rights to Fiscal Year 2014-15	0.00

APPENDIX H

SUMMARY OF ANNUAL REPLACEMENT WATER REQUIREMENT (ACRE-FEET)

Fiscal Year	Replacement Water Requirement				Producer Cyclic Storage	Total Basin Over Production
	Upper San Gabriel Valley Municipal Water District	San Gabriel Valley Municipal Water District	Three Valleys Municipal Water District	Total		
1973-74	13,731.88	787.10	--	14,518.98	0.00	14,518.98
1974-75	7,119.03	1,302.90	--	8,421.93	0.00	8,421.93
1975-76	20,929.93	3,814.95	--	24,744.88	0.00	24,744.88
1976-77	39,730.07	6,758.08	--	46,488.15	0.00	46,488.15
1977-78	32,836.68	4,112.25	--	36,948.93	0.00	36,948.93
1978-79	31,662.69	2,803.98	--	34,466.67	0.00	34,466.67
1979-80	9,730.00	190.24	--	9,920.24	0.00	9,920.24
1980-81	9,345.96	81.84	--	9,427.80	0.00	9,427.80
1981-82	10,187.66	0.00	--	10,187.66	0.00	10,187.66
1982-83	3,444.55	3,088.68	--	6,533.23	0.00	6,533.23
1983-84	1,907.10	244.75	--	2,151.85	1,573.60	3,725.45
1984-85	4,343.64	8,370.53	--	12,714.17	0.00	12,714.17
1985-86	28,426.92	4,368.59	--	32,795.51	0.00	32,795.51
1986-87	34,297.28	8,018.48	--	42,315.76	0.00	42,315.76
1987-88	42,806.89	9,164.29	--	51,971.18	0.00	51,971.18
1988-89	48,908.58	11,296.63	--	60,205.21	0.00	60,205.21
1989-90	48,120.86	12,783.96	--	60,904.82	0.00	60,904.82
1990-91	30,815.02	10,475.38	0.00	41,290.40	13,112.70	54,403.10
1991-92	19,766.29	11,418.17	0.00	31,184.46	35,916.90	67,101.36
1992-93	7,560.26	8,250.46	0.00	15,810.72	50,031.39	65,842.11
1993-94	3,224.10	5,691.49	0.00	8,915.59	25,422.42	34,338.01
1994-95	18,648.68	11,338.42	0.00	29,987.10	0.00	29,987.10
1995-96	20,853.94	11,672.11	0.00	32,526.05	0.00	32,526.05
1996-97	38,870.11	14,061.60	2,304.53	55,236.24	0.00	55,236.24
1997-98	17,274.86	6,158.61	3,476.70	26,910.17	4,331.64	31,241.81
1998-99	16,959.69	9,286.01	4,253.62	30,499.32	2,859.66	33,358.98
1999-00	20,676.29	13,702.07	5,583.63	39,961.99	3,663.84	43,625.83
2000-01	22,444.18	10,929.17	4,944.00	38,317.35	2,825.02	41,142.37
2001-02	33,611.04	3,938.39	3,224.07	40,773.50	6,450.10	47,223.60
2002-03	36,359.28	672.60	1,487.41	38,519.29	5,948.75	44,468.04
2003-04	48,106.03	500.66	3,428.99	52,035.68	8,870.23	60,905.91
2004-05	40,701.25	0.00	342.58	41,043.83	18,736.93	59,780.76
2005-06	10,510.21	573.59	981.32	12,065.12	6,908.92	18,974.04
2006-07	18,974.53	0.00	1,072.11	20,046.64	7,309.89	27,356.53
2007-08	25,010.62	880.49	2,886.87	28,777.98	9,157.53	37,935.51
2008-09	24,554.11	1,886.58	32.55	26,473.24	30,239.02	56,712.26
2009-10	20,364.85	14,655.86	108.67	35,129.38	14,899.25	50,028.63
2010-11	6,257.20	24,636.20	2,190.98	33,084.38	15,382.66	48,467.04
2011-12	3,000.00	16,269.22	63.30	19,332.52	20,704.45	40,036.97
2012-13	3,000.00	2,734.03	0.00	5,734.03	23,673.25	29,407.28
2013-14	3,000.00	802.72	0.00	3,802.72	36,325.98	40,128.70
TOTALS	878,072.26	257,721.08	36,381.33	1,172,174.67	344,344.13	1,516,518.80
41-YEAR AVERAGI	21,416.40	6,285.88	1,515.89	28,589.63	8,398.64	36,988.26
15-YEAR AVERAGI	21,104.64	6,145.44	1,756.43	29,006.51	14,073.05	43,079.56
10-YEAR AVERAGI	15,537.28	6,243.87	767.84	22,548.98	18,333.79	40,882.77

Note: The minimum and maximum values are bolded.

APPENDIX I

INTERVENTIONS AFTER JUDGMENT

APPENDIX I

INTERVENTIONS AFTER JUDGMENT DURING FISCAL YEAR 2013-14

INTERVENOR	TYPE OF TRANSACTION	EFFECTIVE DATE OF ORDER OF INTERVENTION
------------	---------------------	---

Munoz, Ralph E.

Intervention to produce
groundwater

February 11, 2014

APPENDIX J

TRANSFERS OF ADJUDICATED RIGHTS

APPENDIX J

**TRANSFERS OF ADJUDICATED RIGHTS
2013-14**

Transferor	Transaction					Transferee
	Date	Date of lease expir.	Amount			
			Prescrip. pumping right (acre-feet)	Pumper's share (percent)	Production right (acre-feet)	

PERMANENT TRANSFERS

Driftwood Dairy	01/03/14	Perm.	163.80	0.08288	160.64	^{1/} San Gabriel Valley Water Company
CV Glendora 3 Site, LLC	01/07/14	Perm.	--	--	116.00	^{2/} City of Glendora

TEMPORARY TRANSFERS

The Anton & Anita Garnier Family Trust	10/20/09	06/30/14	214.30	0.10843	195.17	East Pasadena Water Company
Valarie Maggiore	06/28/10	06/30/15	145.83	0.07379	132.82	California Domestic Water Company
Fox Family Trust Michael Edward Fox and Crystal Marie Fox, Trustees	06/28/10	06/30/15	145.83	0.07378	132.80	California Domestic Water Company
El Monte Cemetery Association	06/22/11	06/30/20	18.50	0.00936	16.85	California American Water Company - Duarte
City of Whittier	10/09/12	06/30/16	--	--	2,000.00	California Domestic Water Company
Mary Kay Dawes (Partridge)	05/16/13	06/30/14	--	--	402.46	La Puente Valley County Water District
Aqua Capital Management LP	06/20/13	06/30/14	1,074.60	0.54374	1,181.85	^{3/} California American Water - San Marino
United Rock Products	06/26/13	06/30/14	--	--	600.00	California Domestic Water Company
Vulcan Materials Company	07/10/13	06/30/14	--	--	0.56	City of Azusa
Rados Brothers	07/29/13	06/30/14	--	--	39.17	San Gabriel Valley Water Company
JUH #1	08/05/13	06/30/14	--	--	32.00	Canyon Water Company
Vulcan Materials Company	08/26/13	06/30/14	--	--	2,500.00	^{4/} San Gabriel Valley Water Company
William L. McIntyre	09/07/13	06/30/14	--	--	55.75	^{5/} Canyon Water Company

APPENDIX J

**TRANSFERS OF ADJUDICATED RIGHTS
2013-14**

Transferor	Transaction					Transferee
	Date	Date of lease expir.	Amount			
			Prescrip. pumping right (acre-feet)	Pumper's share (percent)	Production right (acre-feet)	
Harry E. Rosedale, Jr.	09/07/13	06/30/14	--	--	336.00	^{6/} Canyon Water Company
Jeffery Kirklen	09/12/13	06/30/28	145.84	0.07379	132.82	California Domestic Water Company
Co-Tenancy of Laurence R. Pellissier Irrevocable QTIP Trust, et al	09/12/13	06/30/14	--	--	3,567.68	^{7/} California Domestic Water Company
Cadway, Inc.	09/12/13	06/30/14	--	--	585.81	California Domestic Water Company
Hemlock Mutual Water Company	09/18/13	06/30/15	--	--	70.00	Valley County Water District
Jeanne Brondino	10/22/13	06/30/14	--	--	22.84	San Gabriel Valley Water Company
Polopolus, et al	10/30/13	06/30/14	--	--	20.48	San Gabriel Valley Water Company
Covina Irrigating Company	11/25/13	06/30/14	--	--	1,000.00	Suburban Water Systems
Covina Irrigating Company	11/25/13	06/30/14	--	--	348.31	Valley County Water District
Covina Irrigating Company	11/25/13	06/30/14	--	--	65.00	Suburban Water Systems
Canyon Water Company	11/25/13	06/30/14	--	--	651.69	Valley County Water District
Del Rio Mutual Water Company	12/02/13	06/30/14	--	--	70.00	San Gabriel Valley Water Company
The Nicholson Trust	02/03/14	06/30/14	--	--	21.87	San Gabriel Valley Water Company
The Nicholson Family Trust	02/03/14	06/30/14	--	--	6.37	San Gabriel Valley Water Company
Southwest Water Company	02/03/14	06/30/14	--	--	107.93	San Gabriel Valley Water Company
Susan Andrade	02/07/14	06/30/14	--	--	7.61	San Gabriel Valley Water Company
Ruth Elaine Ailor Garnier	03/03/14	06/30/14	--	--	37.98	Suburban Water Systems

APPENDIX J

**TRANSFERS OF ADJUDICATED RIGHTS
2013-14**

<u>Transferor</u>	Transaction					<u>Transferee</u>
	<u>Date</u>	<u>Date of lease expir.</u>	Amount			
			<u>Prescrip. pumping right (acre-feet)</u>	<u>Pumper's share (percent)</u>	<u>Production right (acre-feet)</u>	
Trust						
The Bandel Family Trust	04/22/14	06/30/14	--	--	15.21	Suburban Water Systems
County of Los Angeles	04/30/14	06/30/14	--	--	1,260.00	San Gabriel Valley Water Company
Hanson Aggregates West Inc.	05/06/14	06/30/14	--	--	2,000.00	California Domestic Water Company
Metropolitan Water District of Southern California	05/06/14	06/30/14	--	--	159.87	^{8/} San Gabriel Valley Water Company
Carolyn Heinrich	05/12/14	06/30/14	--	--	22.84	San Gabriel Valley Water Company
Covina Irrigating Company	05/12/14	06/30/14	--	--	1,868.38	City of Covina
Walter Green	05/20/14	06/30/14	--	--	65.30	California Domestic Water Company
California Domestic Water Company	05/20/14	06/30/14	--	--	500.00	San Gabriel County Water District
Co-Tenancy of Laurence R. Pellissier Irrevocable QTIP Trust, et al	05/20/14	06/30/14	--	--	2,955.45	Covina Irrigating Company
Covina Irrigating Company	05/20/14	06/30/14	--	--	2,476.14	California Domestic Water Company
Co-Tenancy of Laurence R. Pellissier Irrevocable QTIP Trust, et al	05/20/14	06/30/14	--	--	2,955.46	California Domestic Water Company
City of Covina	05/23/14	06/30/14	--	--	431.62	San Gabriel Valley Water Company
City of Covina	05/23/14	06/30/14	--	--	1,868.38	San Gabriel Valley Water Company
Amarillo Mutual Water Company	05/23/14	06/30/14	--	--	300.00	San Gabriel Valley Water Company
City of Irwindale	05/23/14	06/30/14	--	--	342.45	San Gabriel Valley Water

APPENDIX J

**TRANSFERS OF ADJUDICATED RIGHTS
2013-14**

<u>Transferor</u>	Transaction					<u>Transferee</u>
	<u>Date</u>	<u>Date of lease expir.</u>	Amount			
			<u>Prescrip. pumping right (acre-feet)</u>	<u>Pumper's share (percent)</u>	<u>Production right (acre-feet)</u>	
						Company
Valley View Mutual Water Company	05/23/14	06/30/14	--	--	350.00	San Gabriel Valley Water Company
Champion Mutual Water Company	05/23/14	06/30/14	--	--	84.04	^{9/} San Gabriel Valley Water Company
Azusa Valley Water Company	06/04/14	06/30/14	--	--	350.00	City of Industry Water Works System
Phillip G. and Sieglinde A. Tate	06/04/14	06/30/14	--	--	52.67	La Puente Valley County Water District
Azusa Valley Water Company	06/12/14	06/30/14	--	--	2,500.00	City of South Pasadena
Vulcan Materials Company	06/16/14	06/30/14	--	--	63.00	City of Azusa
Sonoco Product Company	06/17/14	06/30/14	--	--	85.00	California Domestic Water Company
California Domestic Water Company	06/17/14	06/30/14	--	--	615.00	Co-Tenancy of Laurence R. Pellissier Irrevocable QTIP Trust, et al
Azusa Valley Water Company	06/23/14	06/30/14	--	--	400.00	Canyon Water Company
Azusa Valley Water Company	06/24/14	06/30/14	--	--	1,000.00	City of Monrovia
Workman Mill Investment Company	06/25/14	06/30/14	--	--	1,000.00	San Gabriel Valley Water Company
Azusa Valley Water Company	06/26/14	06/30/14	--	--	600.00	Valley County Water District
MillerCoors LLC	07/01/14	06/30/14	--	--	1,440.00	Azusa Valley Water Company
Covina Irrigating Company	06/23/14	06/30/14	--	--	800.00	Canyon Water Company
Adams Ranch Mutual Water Company	06/23/14	06/30/14	--	--	30.00	California Domestic Water Company
Co-Tenancy of Laurence	06/23/14	06/30/14	--	--	615.00	Sunny Slope Water Company

APPENDIX J

**TRANSFERS OF ADJUDICATED RIGHTS
2013-14**

<u>Transferor</u>	Transaction					<u>Transferee</u>
	<u>Date</u>	Date of lease <u>expir.</u>	Amount			
			<u>Prescrip. pumping right (acre-feet)</u>	<u>Pumper's share (percent)</u>	<u>Production right (acre-feet)</u>	
R. Pellissier Irrevocable QTIP Trust, et al						
City of El Monte	06/30/14	06/30/14	--	--	440.00	San Gabriel Valley Water Company

Notes:

- 1/ Includes 11.46 AF of Carryover Rights
- 2/ Includes Diversion Component of 116.00 AF
- 3/ Includes Diversion Component of 203.12 AF
- 4/ Includes 1,652.67 AF of Carryover Rights
- 5/ Includes 29.34 AF of Carryover Rights
- 6/ Includes 168.00 AF of Carryover Rights
- 7/ Includes 3,567.68 AF of Carryover Rights
- 8/ Includes Diversion Component of 9.59 AF
- 9/ Includes 84.04 AF of Carryover Rights

APPENDIX K

BASE ANNUAL DIVERSION RIGHTS OF CERTAIN DIVERTERS

RIGHTS AND PUMPER'S SHARE OF EACH PUMPER

PRODUCTION RIGHT OF EACH INTEGRATED PRODUCER

CONSUMPTIVE USE PORTIONS OF PRODUCERS WITH OVERLYING RIGHTS

APPENDIX K

EXHIBIT "C" OF JUDGMENT

TABLE SHOWING BASE
ANNUAL DIVERSION RIGHTS
OF CERTAIN DIVERTERS
AS OF JUNE 30, 2014

DIVERTER	BASE ANNUAL DIVERSION RIGHT (ACRE-FEET)
Covell, Ralph (Successor to Rittenhouse, Catherine and Rittenhouse, James) ¹ (Transferred to Aqua Capital Management LP) ²	2.12 <u>-2.12</u> 0.00
Maddock, A. G. (Transferred to San Gabriel Valley Water Company) ²	3.40 <u>-3.40</u> 0.00
Rittenhouse, Catherine (Transferred to Covell, Ralph) ¹	0.00
Rittenhouse, James (Transferred to Covell, Ralph) ¹	0.00
Ruebhausen, Arline (Held in common with Ruebhausen, Victor) (Transferred to City of Glendora) ²	18.34 <u>-18.34</u> 0.00
Ruebhausen, Victor (See Reubhausen, Arline)	-- <hr/>
TOTAL	<u>0.00</u>

APPENDIX K

EXHIBIT "D" OF JUDGMENT

TABLE SHOWING RIGHTS
AND PUMPER'S SHARE OF EACH PUMPER
AS OF JUNE 30, 2014

PUMPER	PRESCRIPTIVE PUMPING RIGHT ACRE-FEET	PUMPER'S SHARE %
6W Farms, Inc.	1,217.40	0.61599
(Formerly Woodland Farms, Inc.)		
(Transferred to:		
Miller Brewing Company	-919.50	-0.46526
Richard J. Woodland) ²	<u>-297.90</u>	<u>-0.15073</u>
	0.00	0.00000
Adams Ranch Mutual Water Company	100.00	0.05060
A & E Plastik Pak Co., Inc.	0.00	0.00000
(Transferred to Industry Properties, Ltd.) ¹		
Alhambra, City of	8,812.05	4.45876
Amarillo Mutual Water Company	709.00	0.35874
American Sheds, Inc. ³		
(Successor to Southwestern Portland Cement Company) ²	742.00	0.37544
(Transferred to USA Waste of California, Inc.) ²	<u>-742.00</u>	<u>-0.37544</u>
	0.00	0.00000
Anchor Plating Co., Inc. ³		
(Successor to Bodger & Sons, DBA Bodger Seeds Ltd.) ²	10.00	0.00506
(Transferred to Crown City Plating Co.) ²	<u>-10.00</u>	<u>-0.00506</u>
	0.00	0.00000
Anderson Family Marital Trust ³		
(Successor to Anderson, Ray L. and Helen T.) ²	50.16	0.02538
(Transferred to:		
Brondino, Jeanne	-25.08	-0.01269
Heinrich, Carolyn) ²	<u>-25.08</u>	<u>-0.01269</u>
	0.00	0.00000

PUMPER	PRESCRIPTIVE PUMPING RIGHT ACRE-FEET	PUMPER'S SHARE %
Anderson, Ray³ (Successor to Covina Valley Unified School District) ² (Transferred to Anderson, Ray L. and Helen T.) ²	50.16 <u>-50.16</u> 0.00	0.02538 <u>-0.02538</u> 0.00000
Anderson, Ray L. and Helen T.³ (Successor to Anderson, Ray) ² (Transferred to Anderson Family Marital Trust) ²	50.16 <u>-50.16</u> 0.00	0.02538 <u>-0.02538</u> 0.00000
Andrade, Macario and Consuelo; and Andrade, Robert and Jayne³ (Successor to J. F. Isbell Estate, Inc.) ² (Transferred to Susan Andrade) ²	8.36 <u>-8.36</u> 0.00	0.00423 <u>-0.00423</u> 0.00000
Andrade, Susan³ (Successor to Andrade, Macario and Consuelo; and Andrade, Robert and Jayne) ²	<u>8.36</u> 8.36	<u>0.00423</u> 0.00423
Arcadia, City of (Successor to First National Finance Corporation) ² (Transferred to City of Monrovia) ²	9,252.00 60.90 <u>-951.00</u> 8,361.90	4.68137 0.03081 <u>-0.48119</u> 4.23099
Associated Southern Investment Company (Transferred to Southern California Edison Company) ²	16.50 <u>-16.50</u> 0.00	0.00335 <u>-0.00335</u> 0.00000
AZ-Two, Inc.³ (See Southdown, Inc.)	--	--
Azusa Associates, LLC³ (Successor to Snyder, Esther) ² (Transferred to Aqua Capital Management LP) ²	18.51 <u>-18.51</u> 0.00	0.00937 <u>-0.00937</u> 0.00000
Azusa-Western Inc. (Transferred to Southwestern Portland Cement Co.) ²	742.00 <u>-742.00</u> 0.00	0.37544 <u>-0.37544</u> 0.00000
Bahnsen & Beckman Ind., Inc. (Transferred to Woodland, Richard) ²	840.50 <u>-840.50</u> 0.00	0.42528 <u>-0.42528</u> 0.00000

PUMPER	PRESCRIPTIVE PUMPING RIGHT ACRE-FEET	PUMPER'S SHARE %
Bahnsen, Betty M.	441.90	0.22359
(Transferred to Dawes, Mary Kay) ²	<u>-441.90</u>	<u>-0.22359</u>
	0.00	0.00000
Baldwin Park County Water District	--	--
(See Valley County Water District)		
Bandel Family Trust³		
(Successor to Garnier, Camille A, Deceased, Estate of) ²	<u>16.70</u>	<u>0.00845</u>
	16.70	0.00845
Banks, Gale C. and Vicki Lynn³		
(Successor to Doyle, Mr. and Mrs.; and Madruga, Mr. and Mrs.) ²	<u>50.00</u>	<u>0.02530</u>
	50.00	0.02530
Base Line Water Company	430.20	0.21767
(Transferred to Hughes Development Corporation) ²	<u>-430.20</u>	<u>-0.21767</u>
	0.00	0.00000
Beverly Acres Mutual Water Company	--	--
(See Beverly Acres Mutual Water Users Association)		
Beverly Acres Mutual Water Users Association	93.00	0.04706
(Formerly Beverly Acres Mutual Water Company)		
(Transferred to: San Gabriel Valley Water Company; Nicholson Trust) ²	-50.00	-0.02530
	<u>-43.00</u>	<u>-0.02176</u>
	0.00	0.00000
Birenbaum, Max	6.00	0.00304
(Held in common with Birenbaum, Sylvia; Schneiderman, Alan; Schneiderman, Lydia; Wigodsky, Bernard; Wigodsky, Estera)		
(Transferred to City of Whittier) ²	<u>-6.00</u>	<u>-0.00304</u>
	0.00	0.00000
Birenbaum, Sylvia	--	--
(See Birenbaum, Max)		
Blue Diamond Concrete Materials Div., The Flintkote Company	1,399.33	0.70804
(Transferred to Sully-Miller Contracting Co.) ²	<u>-1,399.33</u>	<u>-0.70804</u>
	0.00	0.00000

PUMPER	PRESCRIPTIVE PUMPING RIGHT ACRE-FEET	PUMPER'S SHARE %
Bodger & Sons DBA Bodger Seeds Ltd.	10.00	0.00506
(Transferred to Anchor Plating Co., Inc.) ²	<u>-10.00</u>	<u>-0.00506</u>
	0.00	0.00000
Botello Water Company	0.00	0.00000
Brezina, Raymond W. and Susan W. Trust 2001³	0.00	0.00000
Brondino, Jeanne³		
(Successor to Anderson Family Marital Trust) ²	<u>25.08</u>	<u>0.01269</u>
	25.08	0.01269
Burbank Development Company	50.85	0.02563
(Transferred to Wright, Darrell A., Wright, Merle M. & Carlson, Jeanne W.) ²	<u>-50.85</u>	<u>-0.02563</u>
	0.00	0.00000
Cadway, Inc.³		
(Successor to:		
Corcoran, Jack S. and R. L.	100.00	0.05060
Corcoran, Jack S. and R. L.	100.00	0.05060
Corcoran, Jack S. and R. L.	273.50	0.13839
Corcoran, Jack S. and R. L.	30.00	0.01518
Garnier, Janus	203.00	0.10272
Sloan Ranches	129.60	0.06558
Corcoran, Jack S. and R.L.) ²	243.50	0.12320
(Transferred to:		
California Domestic Water Company	-243.50	-0.12321
California Domestic Water Company	-129.60	-0.06558
California Domestic Water Company) ²	<u>-63.30</u>	<u>-0.03203</u>
	643.20	0.32545
Cal Fin	118.10	0.05976
(Transferred to Suburban Water Systems) ²	<u>-118.10</u>	<u>-0.05976</u>
	0.00	0.00000
California-American Water Company	7,868.70	3.98144
(San Marino System)		
California Country Club³	0.00	0.00000
(Formerly CCC Management)		

PUMPER	PRESCRIPTIVE PUMPING RIGHT ACRE-FEET	PUMPER'S SHARE %
California Domestic Water Company	11,024.82	5.57839
(Successor to:		
Cantrill Mutual Water Company ¹	42.50	0.02150
Industry Properties, Ltd. ²	73.50	0.03719
Modern Accent Corporation ²	256.86	0.12997
Fisher, Russell ²	19.00	0.00961
Graveline, George Wayne and Alexis June, Trust ²	216.60	0.10959
Cadway, Inc. ²	243.50	0.12321
Cadway, Inc. ²	129.60	0.06558
Cadway, Inc. ²)	<u>63.30</u>	<u>0.03203</u>
	12,069.68	6.10707
California Materials Company	0.00	0.00000
CalMat	--	--
(Formerly Conrock Company)		
(See Vulcan Materials Company)		
Cantrill Mutual Water Company	0.00	0.00000
(Transferred to California Domestic Water Company) ¹		
Canyon Water Company³		
(Successor to McIntyre, William) ²	<u>1.00</u>	<u>0.00051</u>
	1.00	0.00051
Canyon Water & Development Corporation³	0.00	0.00000
CCC Management³	--	--
(See California Country Club)		
Cedar Avenue Mutual Water Company	121.10	0.06127
(Transferred to San Gabriel Valley Water Company) ²	<u>-121.10</u>	<u>-0.06127</u>
	0.00	0.00000
CEMEX California Aggregates, Inc.³	--	--
(Formerly Southdown)		
Champion Mutual Water Company	147.68	0.07472
Chevron U.S.A.	2.00	0.00101
(Formerly Standard Oil of California)		
Chronis, Christine³	--	--
(See Polopolus, et al.)		

PUMPER	PRESCRIPTIVE PUMPING RIGHT ACRE-FEET	PUMPER'S SHARE %
Clayton Manufacturing Company (Transferred to City of Glendora) ²	511.80 <u>-511.80</u> 0.00	0.25896 <u>-0.25896</u> 0.00000
Coiner, James W., dba Coiner Nursery ³	--	--
Collison, E. O.	0.00	0.00000
Comby, Erma M. (See Wilmott, Erma M.)	--	--
Conrock Company (See CalMat) (Formerly Consolidated Rock Products Co.)	--	--
Consolidated Rock Products Co. (See Conrock Company)	--	--
Corcoran, Jack S. (Held in common with Corcoran, R. L.) (Transferred to: Cadway, Inc. Cadway, Inc. Cadway, Inc. Cadway, Inc. Cadway, Inc.) ²	747.00 <u>-100.00</u> <u>-100.00</u> <u>-273.50</u> <u>-30.00</u> <u>-243.50</u> 0.00	0.37797 <u>-0.05060</u> <u>-0.05060</u> <u>-0.13839</u> <u>-0.01518</u> <u>-0.12320</u> 0.00000
Corcoran, R. L. (See Corcoran, Jack S.)	--	--
County Sanitation District No. 18 of Los Angeles County	4.50	0.00228

PUMPER	PRESCRIPTIVE PUMPING RIGHT ACRE-FEET	PUMPER'S SHARE %
Covell, et al.	111.05	0.05619
(Successor to Rittenhouse, Catherine and Rittenhouse, James) ¹		
(Held in common with Tate, Phillip G. and Sieglinde A.; Goedert, Lillian E.; Goedert, Marion W.; Lakin, Kendall R.; Lakin, Kelly R.; Snyder, Harry; Snyder, Esther)		
(Transferred to:		
Lakin, Kelly R.	-9.26	-0.00468
Goedert, Lillian E.	-9.26	-0.00468
Tate, Phillip G. and Sieglinde A.	-57.83	-0.02926
Snyder, Esther	-18.51	-0.00937
Aqua Capital Management LP) ²	<u>-16.19</u>	<u>-0.00820</u>
	0.00	0.00000
Covina, City of	2,507.89	1.26895
(Transferred to:		
Covina Irrigating Company	-1,734.00	-0.87737
Covina Irrigating Company) ²	<u>-300.00</u>	<u>-0.15179</u>
	473.89	0.23979
Covina-Valley Unified School District	50.16	0.02538
(Transferred to Anderson, Ray) ²	<u>-50.16</u>	<u>-0.02538</u>
	0.00	0.00000
Crevolin, A. J.	2.25	0.00114
Crocker National Bank, Executor of the Estate of A. V. Handorf	0.00	0.00000
(Transferred to Modern Accent Corp.) ¹		
Cross Water Company	1,103.00	0.05581
(Transferred to Industry Waterworks System, City of) ²	<u>-1,103.00</u>	<u>-0.05581</u>
	0.00	0.00000
Crown City Plating Company	190.00	0.09614
(Successor to Anchor Plating Co., Inc.) ²	10.00	0.00506
(Transferred to Valencia Heights Water Company) ²	<u>-200.00</u>	<u>-0.10120</u>
	0.00	0.00000
Davidson Optronics, Inc.	22.00	0.01113
(Transferred to Covina Irrigating Company) ²	<u>-22.00</u>	<u>-0.01113</u>
	0.00	0.00000

PUMPER	PRESCRIPTIVE PUMPING RIGHT ACRE-FEET	PUMPER'S SHARE %
Dawes, Mary Kay³ (Successor to Bahnsen, Betty M.) ²	441.90	0.22359
Del Rio Mutual Water Company	199.00	0.10069
Denton, Kathryn W., Trustee for San Jose Ranch Company	185.50	0.09386
(Transferred to White, June G., Trustee of the June G. White share of the Garnier Trust) ²	<u>-185.50</u> 0.00	<u>-0.09386</u> 0.00000
Doyle, Mr. and Mrs.; and Madruga, Mr. and Mrs.³ (Successor to Sawpit Farms, Limited) ² (Transferred to Banks, Gale C. and Vicki Lynn) ²	50.00 <u>-50.00</u> 0.00	0.02530 <u>-0.02530</u> 0.00000
Driftwood Dairy (Transferred to San Gabriel Valley Water Company) ²	163.80 <u>-163.80</u> 0.00	0.08288 <u>-0.08288</u> 0.00000
Duhalde, L. (Transferred to El Monte Union High School District) ¹	0.00	0.00000
Dunning, George (Held in common with Dunning, Vera H.) (Successor to Vera H. Dunning) ² (Transferred to Dunning Trust, George A. V.) ²	324.00 <u>-324.00</u> 0.00	0.16394 <u>-0.16394</u> 0.00000
Dunning Trust, George A. V.³ (Successor to Dunning, George) ² (Transferred to Loyola Marymount University) ²	324.00 <u>-324.00</u> 0.00	0.16394 <u>-0.16394</u> 0.00000
Dunning, Vera H. (See Dunning, George) (Transferred to Dunning, George) ²	324.00 <u>-324.00</u> 0.00	0.16394 <u>-0.16394</u> 0.00000
Durfee Property, LLC³ (Successor to Texaco, Inc.) ² (Transferred to San Gabriel Valley Water Company) ²	50.00 <u>-50.00</u> 0.00	0.02530 <u>-0.02530</u> 0.00000

PUMPER	PRESCRIPTIVE PUMPING RIGHT ACRE-FEET	PUMPER'S SHARE %
East Pasadena Water Company, Ltd.	1,407.69	0.71227
Eckis, Rollin³		
(Successor to Sawpit Farms, Limited) ²	123.00	0.06224
(Transferred to City of Monrovia) ²	<u>-123.00</u>	<u>-0.06224</u>
	0.00	0.00000
El Encanto Properties	33.40	0.01690
(Transferred to La Puente Valley County Water District) ²	<u>-33.40</u>	<u>-0.01690</u>
	0.00	0.00000
El Monte, City of	2,784.23	1.40878
(Successor to W. E. Hall Company) ²	<u>0.20</u>	<u>0.00010</u>
	2,784.43	1.40888
El Monte Cemetery Association	18.50	0.00936
El Monte Union High School District	9.80	0.00496
(Successor to Duhalde, L.) ¹	6.40	0.00324
(Transferred to City of Whittier) ²	<u>-16.20</u>	<u>-0.00820</u>
	0.00	0.00000
Everett, Mrs. Alda B.	0.00	0.00000
(Held in common with Everett, W.B., Executor of the Estate of I. Worth Everett)		
Everett, W.B., Executor of the Estate of I. Worth Everett	--	--
(See Everett, Mrs. Alda B.)		
Faix, Incorporated	0.00	0.00000
(Successor to Frank F. Pellissier & Sons, Inc.) ¹		
(Transferred to Faix, Ltd.) ¹		
Faix, Ltd.	6,490.00	3.28384
(Successor to Faix, Incorporated) ¹		
(Transferred to Pellissier Irrevocable QTIP Trust, et al, Laurence R., Co-tenancy of) ²	<u>-6,490.00</u>	<u>-3.28384</u>
	0.00	0.00000
First National Finance Corporation	60.90	0.03081
(Transferred to City of Arcadia) ²	<u>-60.90</u>	<u>-0.03081</u>
	0.00	0.00000

PUMPER	PRESCRIPTIVE PUMPING RIGHT ACRE-FEET	PUMPER'S SHARE %
Fisher, Russell	19.00	0.00961
(Held in common with Hauch, Edward and Warren, Clyde)		
(Transferred to California Domestic Water Company) ²	<u>-19.00</u>	<u>-0.00961</u>
	0.00	0.00000
Fox Family Trust Michael Edward Fox and Crystal Marie Fox, Trustees³		
(Successor to Maggiore, Valarie; Fox, Crystal; and Kirklen, Jeffery) ²	145.83	0.07378
Frank F. Pellissier & Sons, Inc.	0.00	0.00000
(Transferred to Faix, Incorporated) ¹		
Fruit Street Water Company	207.00	0.10474
(Transferred to:		
Gifford, Brooks, Jr.,	-101.29	-0.05125
City of La Verne) ²	<u>-105.71</u>	<u>-0.05349</u>
	0.00	0.00000
Garnier, Anton C. and Anita, Family Trust³		
(Successor to:		
South Covina Water Service	203.00	0.10271
Garnier, Camille A., Deceased, Estate of	8.30	0.00420
Garnier, Janus) ²	<u>3.00</u>	<u>0.00152</u>
	214.30	0.10843
Garnier, Camille A., Deceased, Estate of³		
(Successor to South Covina Water Service) ²	83.30	0.04215
(Transferred to:		
The Ruth Elaine Ailor Garnier Trust	-41.70	-0.02110
The George Wayne and Alexis June Graveline Trust	-8.30	-0.00420
The Anton C. and Anita Garnier Family Trust	-8.30	-0.00420
Janus Garnier	-8.30	-0.00420
The Bandel Family Trust) ²	<u>-16.70</u>	<u>-0.00845</u>
	0.00	0.00000
Garnier, Janus³		
(Successor to :		
Garnier, Camille A. Deceased, Estate of	8.30	0.00420
South Covina Water Service) ²	203.00	0.10272
(Transferred to:		
George Wayne and Alexis June Graveline Trust	-5.30	-0.00268
The Anton C. and Anita Garnier Family Trust	-3.00	-0.00152
Cadway, Inc.) ²	<u>-203.00</u>	<u>-0.10272</u>
	0.00	0.00000

PUMPER	PRESCRIPTIVE PUMPING RIGHT ACRE-FEET	PUMPER'S SHARE %
Garnier, Ruth Elaine Ailor, Trust³ (Successor to Garnier, Camille A. Deceased, Estate of) ²	<u>41.70</u> 41.70	<u>0.02110</u> 0.02110
Gates, James Richard³	0.00	0.00000
Gifford, Brooks, Jr.³ (Successor to: Fruit Street Water Company, Mission Gardens Mutual Water Company) ² (Transferred to City of Whittier) ²	101.29 96.96 <u>-198.25</u> 0.00	0.05125 0.04906 <u>-0.10031</u> 0.00000
Gilkerson, Frank B. (Formerly part of Covell, et al.) (Transferred interest in Covell, et al. to Jobe, Darr) ²	--	--
Glendora Unified High School District (Transferred to City of Glendora) ²	99.00 <u>-99.00</u> 0.00	0.05009 <u>-0.05009</u> 0.00000
Goedert, Lillian E. (See Covell, et al.) (Successor to Covell, et al.) ² (Transferred to Covina Irrigating Co.) ²	9.26 <u>-7.00</u> 2.26	0.00468 <u>-0.00354</u> 0.00114
Goedert, Marion W. (See Covell, et al.)	--	--
Golden State Water Company, San Gabriel Valley District (Formerly Southern California Water Company)	5,773.00	2.92105
Graham, William (Formerly part of Covell, et al.) (Transferred interest in Covell et al. to Jobe, Darr) ²	--	--
Graveline, George Wayne and Alexis June, Trust³ (Successor to: South Covina Water Service Garnier, Camille A., Deceased, Estate of Garnier, Janus) ² (Transferred to California Domestic Water Company) ²	203.00 8.30 5.30 <u>-216.60</u> 0.00	0.10271 0.00420 0.00268 <u>-0.10959</u> 0.00000

PUMPER	PRESCRIPTIVE PUMPING RIGHT ACRE-FEET	PUMPER'S SHARE %
Green, Walter	71.70	0.03628
Grizzle, Lissa B.	184.00	0.09310
(Held in common with Grizzle, Mervin A.; Wilson, Harold R.; Wilson, Sarah C.)		
(Transferred to City of Whittier) ²	<u>-184.00</u>	<u>-0.09310</u>
	0.00	0.00000
Grizzle, Mervin A.	--	--
(See Grizzle, Lissa B.)		
Hansen, Alice	0.75	0.00038
Hanson Aggregates West, Inc. ³		
(Successor to: Livingston-Graham, Inc.	1,824.40	0.92312
Sully-Miller Contracting Company) ²	<u>489.77</u>	<u>0.24782</u>
	2,314.17	1.17094
Hartley, David ³	0.00	0.00000
Hauch, Edward	--	--
(See Fisher, Russell)		
Heinrich, Carolyn ³		
(Successor to Anderson Family Marital Trust) ²	<u>25.08</u>	<u>0.01269</u>
	25.08	0.01269
Hemlock Mutual Water Company	166.00	0.08399
Hollenbeck Street Water Company	0.00	0.00000
(Transferred to Suburban Water Systems) ¹		
Hughes Development Corporation ³		
(Successor to Base Line Water Company) ²	430.20	0.21767
(Transferred to: San Gabriel County Water District	-400.00	-0.20239
San Gabriel County Water District) ²	<u>-30.20</u>	<u>-0.01528</u>
	0.00	0.00000
Hunter, Lloyd F. ³		
(Successor to Wade, R.) ²	4.40	0.00223
(Transferred to Covina Irrigating Company) ²	<u>-4.40</u>	<u>-0.00223</u>
	0.00	0.00000

PUMPER	PRESCRIPTIVE PUMPING RIGHT ACRE-FEET	PUMPER'S SHARE %
Hydro-Conduit Corporation	0.00	0.00000
Industry Waterworks System, City of³ (Successor to Cross Water Company) ²	<u>1,103.00</u> 1,103.00	<u>0.55810</u> 0.55810
Industry Properties, Ltd. (Successor to A & E Plastik Pak Co., Inc.) ¹ (Transferred to California Domestic Water Co.) ²	73.50 <u>-73.50</u> 0.00	0.03719 <u>-0.03719</u> 0.00000
Irwindale, City of³ (Successor to United Concrete Pipe Corporation) ²	<u>376.00</u> 376.00	<u>0.19025</u> 0.19025
J. F. Isbell Estate, Inc. (Transferred to Andrade, Macario and Consuelo; and Andrade, Robert and Jayne) ²	8.36 <u>-8.36</u> 0.00	0.00423 <u>-0.00423</u> 0.00000
Jerris, Helen³ (See Polopolus, et al.)	--	--
Jobe, Darr³ (Formerly part of Covell, et al.) (Successor to: Gilkerson, Frank B. interest in Covell et al. Graham, William interest in Covell et al.) ² (Transferred interest in Covell et al. to Tate, Phillip G. and Sieglinde A.) ²	--	--
Kirklen Family Trust³ (Formerly Kirklen, Dawn L.) (Held in common with Kirklen, William R.) (Successor to San Dimas-La Verne Recreational Facilities Authority) ² (Transferred to Maggiore, Valarie; Fox, Crystal; and Kirklen, Jeffery) ²	375.00 62.50 <u>-437.50</u> 0.00	0.18974 0.03162 <u>-0.22136</u> 0.00000
Kirklen, Dawn L. (See Kirklen Family Trust)	--	--
Kirklen, Jeffery³ (Successor to Maggiore, Valarie; Fox, Crystal; and Kirklen, Jeffery) ²	145.84	0.07379

PUMPER	PRESCRIPTIVE PUMPING RIGHT ACRE-FEET	PUMPER'S SHARE %
Kirklen, William R. (See Kirklen, Dawn L.)	--	--
Kiyan Farms (Formerly Kiyan, Hideo) (Transferred to West Covina Venture, Ltd.) ²	30.00 <u>-30.00</u> 0.00	0.01518 <u>-0.01518</u> 0.00000
Kiyan, Hideo (See Kiyan Farms) (Held in common with Kiyan, Hiro)	--	--
Kiyan, Hiro (See Kiyan, Hideo)	--	--
Knight, Kathryn M. ³ (Successor to Knight, William) ² (Transferred to Knight, William) ²	227.88 <u>-227.88</u> 0.00	0.11530 <u>-0.11530</u> 0.00000
Knight, William (Transferred to Knight, Kathryn M.) ² (Successor to Knight, Kathryn M.) ²	227.88 <u>-227.88</u> <u>227.88</u> 227.88	0.11530 <u>-0.11530</u> <u>0.11530</u> 0.11530
Lakin, Kelly R. ³ (See Covell, et al.) (Successor to Covell, et al.) ² (Transferred to: Covina Irrigating Co. Covina Irrigating Co.) ²	9.26 <u>-6.03</u> <u>-3.23</u> 0.00	0.00468 <u>-0.00305</u> <u>-0.00163</u> 0.00000
Lakin, Kendall R. ³ (See Covell, et al.)	--	--
Landeros, John	0.75	0.00038
La Grande Source Water Company (Transferred to Suburban Water Systems) ¹	0.00	0.00000
Lang, Frank (Transferred to San Dimas-La Verne Recreational Facilities Authority) ¹	0.00	0.00000

PUMPER	PRESCRIPTIVE PUMPING RIGHT ACRE-FEET	PUMPER'S SHARE %
La Puente Cooperative Water Co. (Transferred to Suburban Water Systems) ¹	0.00	0.00000
La Puente Valley County Water District (Successor to El Encanto Properties) ²	1,097.00 <u>33.40</u> 1,130.40	0.55507 <u>0.01690</u> 0.57197
La Verne, City of (Successor to Fruit Street Water Co.) ² (Transferred to Covina Irrigating Co.) ²	250.00 105.71 <u>-355.71</u> 0.00	0.12650 0.05349 <u>-0.17999</u> 0.00000
Lee, Paul M. and Ruth A.; Nasmyth, Virginia; Nasmyth, John ³	0.00	0.00000
Little John Dairy	0.00	0.00000
Livingston-Graham, Inc. (Transferred to Hanson Aggregates West, Inc.) ²	1,824.40 <u>-1,824.40</u> 0.00	0.92312 <u>-0.92312</u> 0.00000
Los Flores Mutual Water Company (Transferred to City of Monterey Park) ²	26.60 <u>-26.60</u> 0.00	0.01346 <u>-0.01346</u> 0.00000
Loucks, David	3.00	0.00152
Lovelady, June G., Trustee ³ (Successor to White, June G., Trustee of the June G. White Share of the Garnier Trust) ²	<u>185.50</u> 185.50	<u>0.09386</u> 0.09386
Loyola Marymount University ³ (Successor to George A.V. Dunning Trust) ² (Transferred to City of Glendora) ²	324.00 <u>-324.00</u> 0.00	0.16394 <u>-0.16394</u> 0.00000
Maggiore, Valarie ³ (Successor to Maggiore, Valarie; Fox, Crystal; and Kirklen, Jeffrey) ²	145.83	0.07379

PUMPER	PRESCRIPTIVE PUMPING RIGHT ACRE-FEET	PUMPER'S SHARE %
Maggiore, Valarie; Fox, Crystal; and Kirklen, Jeffery ³		
(Successor to Kirklen Family Trust) ²	437.50	0.22136
(Transferred to:		
(Maggiore, Valarie;	-145.83	-0.07379
Kirklen, Jeffery;	-145.84	-0.07379
Fox Family Trust, Michael Edward Fox	<u>-145.83</u>	<u>-0.07378</u>
and Crystal Marie Fox, Trustees) ²	0.00	0.00000
Manning Bros. Rock & Sand Co.	328.00	0.16596
(Transferred to Conrock Company) ²	<u>-328.00</u>	<u>-0.16596</u>
	0.00	0.00000
Maple Water Company	118.50	0.05996
(Transferred to Southwest Water Co.) ²	<u>-118.50</u>	<u>-0.05996</u>
	0.00	0.00000
Martinez, Frances Mercy	0.75	0.00038
(Held in common with Martinez, Jaime)		
Martinez, Jaime	--	--
(See Martinez, Frances Mercy)		
Massey-Ferguson Company	0.00	0.00000
McIntyre, William ³		
(Successor to West Covina Venture, Ltd.) ²	30.00	0.01518
(Transferred to Canyon Water Company) ²	<u>-1.00</u>	<u>-0.00051</u>
	29.00	0.01467
Miller Brewing Company	111.01	0.05617
(Successor to:		
Maechtlen, Estate of J.J.	151.50	0.07666
Phillips, Alice B., et al.	50.00	0.02530
South Covina Water Service	300.00	0.15180
Woodland Farms	919.50	0.46526
Woodland, Richard) ²	840.50	0.42528
(Transferred to Miller Breweries West, L.P.) ²	<u>-2,372.51</u>	<u>-1.20047</u>
	0.00	0.00000
Miller Breweries West, L.P. ³		
(Successor to Miller Brewing Company) ²	2,372.51	1.20047
(Transferred to MillerCoors LLC) ²	<u>-2,372.51</u>	<u>-1.20047</u>
	0.00	0.00000

PUMPER	PRESCRIPTIVE PUMPING RIGHT ACRE-FEET	PUMPER'S SHARE %
MillerCoors LLC³ (Successor to Miller Breweries West, L.P.) ²	2,372.51	1.20047
Mission Gardens Mutual Water Company (Transferred to Gifford, Brooks, Jr.) ²	96.96 <u>-96.96</u> 0.00	0.04906 <u>-0.04906</u> 0.00000
Modern Accent Corporation (Successor to Crocker National Bank, Executor of the Estate of A. V. Handorf) ¹ (Transferred to California Domestic Water Co.) ²	256.86 <u>-256.86</u> 0.00	0.12997 <u>-0.12997</u> 0.00000
Monterey Park, City of (Successor to Los Flores Mutual Water Co.) ²	6,677.48 <u>26.60</u> 6,704.08	3.37870 <u>0.01346</u> 3.39216
Munoz, Ralph³	0.00	0.00000
Murphy Ranch Mutual Water Company (Transferred to Southwest Suburban Water) ²	223.23 <u>-223.23</u> 0.00	0.11295 <u>-0.11295</u> 0.00000
Namimatsu Farms (Transferred to California Cities Water Co.) ²	196.00 <u>-196.00</u> 0.00	0.09917 <u>-0.09917</u> 0.00000
Nick Tomovich & Sons	0.02	0.00001
Nicholson Trust³ (Successor to Beverly Acres Mutual Water Users Association) ² (Transferred to: Nicholson Family Trust Nicholson Trust, Helene S.) ²	43.00 <u>-7.00</u> <u>-12.00</u> 24.00	0.02176 <u>-0.00354</u> <u>-0.00607</u> 0.01215
Nicholson Family Trust³ (Successor to Nicholson Trust) ²	<u>7.00</u> 7.00	<u>0.00354</u> 0.00354

PUMPER	PRESCRIPTIVE PUMPING RIGHT ACRE-FEET	PUMPER'S SHARE %
Nicholson Trust, Helene S.³		
(Successor to Nicholson Trust) ²	12.00	0.00607
(Transferred to San Gabriel Valley Water Co.) ²	<u>-12.00</u>	<u>-0.00607</u>
	0.00	0.00000
New Owl Rock Products³		
(Successor to Owl Rock Products Co.) ²	715.60	0.36208
(Transferred to Robertson's Ready Mix, Ltd.) ²	<u>-715.60</u>	<u>-0.36208</u>
	0.00	0.00000
No. 17 Walnut Place Mutual Water Co.	21.50	0.01088
(Transferred to San Gabriel Valley Water Co.) ²	<u>-21.50</u>	<u>-0.01088</u>
	0.00	0.00000
Orange Production Credit Association³	0.00	0.00000
Owl Rock Products Co.	715.60	0.36208
(Transferred to New Owl Rock Products) ²	<u>-715.60</u>	<u>-0.36208</u>
	0.00	0.00000
Pacific Rock & Gravel Co.	408.00	0.20644
(Transferred to:	-208.00	-0.10524
City of Whittier,	<u>-200.00</u>	<u>-0.10120</u>
Rose Hills Memorial Park Association) ²	0.00	0.00000
Park Water Company	184.01	0.09311
(Transferred to Valley County Water District) ²	<u>-184.01</u>	<u>-0.09311</u>
	0.00	0.00000
Parton Family Trust³	46.20	0.02338
(Formerly Via, H., Trust of) ²		
(Transferred to San Gabriel Valley Water Company) ²	<u>-46.20</u>	<u>-0.02338</u>
	0.00	0.00000
Pellissier Irrevocable QTIP Trust, et al, Laurence R., Co-tenancy of³		
(Successor to Faix, Ltd) ²	<u>6,490.00</u>	<u>3.28384</u>
	6,490.00	3.28384
Penn, Margaret³	--	--
(See Polopolus, et al.)		
Pico County Water District	0.75	0.00038

PUMPER	PRESCRIPTIVE PUMPING RIGHT ACRE-FEET	PUMPER'S SHARE %
Polopolus, John³ (See Polopolus, et al.)	--	--
Polopolus, et al.³ (Successor to Polopolus, Steve) ² (Held in common with Chronis, Christine; Jerris, Helen; Penn, Margaret; Polopolus, John)	<u>22.50</u> 22.50	<u>0.01138</u> 0.01138
Polopolus, Steve (Transferred to Polopolus, et al.) ²	22.50 <u>-22.50</u> 0.00	0.01138 <u>-0.01138</u> 0.00000
Rados, Alexander (Held in common with Rados, Stephen and Rados, Walter)	43.00	0.02176
Rados, Stephen (See Rados, Alexander)	--	--
Rados, Walter (See Rados, Alexander)	--	--
Richwood Mutual Water Company (Transferred to San Gabriel Valley Water Company) ²	192.60 <u>-192.60</u> 0.00	0.09745 <u>-0.09745</u> 0.00000
Rincon Ditch Company (Transferred to Workman Mill Investment Company) ²	628.00 <u>-628.00</u> 0.00	0.31776 <u>-0.31776</u> 0.00000
Rincon Irrigation Company (Transferred to Workman Mill Investment Company) ²	314.00 <u>-314.00</u> 0.00	0.15888 <u>-0.15888</u> 0.00000
Rio Hondo Memorial Foundation, The³ (Formerly Rose Hills Foundation, The) (See Rose Hills Foundation, The)	--	--
Rittenhouse, Catherine (Transferred to Covell, Ralph) ¹	0.00	0.00000
Rittenhouse, James (Transferred to Covell, Ralph) ¹	0.00	0.00000

PUMPER	PRESCRIPTIVE PUMPING RIGHT ACRE-FEET	PUMPER'S SHARE %
Robertson's Ready Mix, Ltd. ³		
(Successor to New Owl Rock Products) ²	715.60	0.36208
(Transferred to San Gabriel County Water District) ²	<u>-715.60</u>	<u>-0.36208</u>
	0.00	0.00000
Rose Hills Memorial Park Association	--	--
(See Rose Hills Foundation, The)		
Rose Hills Foundation, The ³		
(Formerly Rose Hills Memorial Park Association)		
(See Rio Hondo Memorial Foundation, The)		
(Formerly Rio Hondo Memorial Foundation, The)	594.00	0.30055
(Successor to Pacific Rock & Gravel Co.) ²	200.00	0.10120
(Transferred to:		
Workman Mill Investment Co.	-594.00	-0.30055
Workman Mill Investment Co.) ²	<u>-200.00</u>	<u>-0.10120</u>
	0.00	0.00000
Rosemead Development, Ltd. ³		
(Successor to Thompson, Earl W.) ²	<u>1.00</u>	<u>0.00051</u>
	1.00	0.00051
Rurban Homes Mutual Water Company	217.76	0.11018
Ruth, Roy	0.75	0.00038
San Dimas Golf Inc. DBA Via Verde County Club ³	0.00	0.00000
San Dimas-La Verne Recreational Facilities Authority		
(Successor to Lang, Frank) ¹	62.50	0.03162
(Transferred to Kirklen, Dawn L. and William R.) ²	<u>-62.50</u>	<u>-0.03162</u>
	0.00	0.00000
San Gabriel Country Club	286.10	0.14476
San Gabriel County Water District	4,250.00	2.15044
(Successor to:		
Hughes Development Corporation	400.00	0.20239
Hughes Development Corporation	30.20	0.01528
Robertson's Ready Mix, Ltd.) ²	<u>715.60</u>	<u>0.36208</u>
	5,395.80	2.73019

PUMPER	PRESCRIPTIVE PUMPING RIGHT ACRE-FEET	PUMPER'S SHARE %
San Gabriel Valley Municipal Water District	0.00	0.00000
Sawpit Farms, Limited	173.00	0.08754
(Transferred to:		
Eckis, Rolin	-123.00	-0.06224
Doyle and Madruga) ²	<u>-50.00</u>	<u>-0.02530</u>
	0.00	0.00000
Schneiderman, Alan	--	--
(See Birenbaum, Max)		
Schneiderman, Lydia	--	--
(See Birenbaum, Max)		
Security Pacific National Bank, Co-trustee for the Estate of Winston F. Stoodly	38.70	0.01958
(See Stoodly, Virginia A.)		
(Transferred to City of Whittier) ²	<u>-38.70</u>	<u>-0.01958</u>
	0.00	0.00000
Sierra La Verne Country Club³	0.00	0.00000
Sierra Madre, City of	0.00	0.00000
Sloan Ranches	129.60	0.06558
(Transferred to Cadway, Inc.) ²	<u>-129.60</u>	<u>-0.06558</u>
	0.00	0.00000
Smith, Charles³	0.00	0.00000
Snyder, Esther³		
(Successor to Covell, et al) ²	18.51	0.00937
(Transferred to Azusa Associates, LLC) ²	<u>-18.51</u>	<u>-0.00937</u>
	0.00	0.00000
Snyder, Harry	--	--
(See Covell, et al.)		
Sonoco Products Company	311.60	0.15766

PUMPER	PRESCRIPTIVE PUMPING RIGHT ACRE-FEET	PUMPER'S SHARE %
South Covina Water Service	992.30	0.50209
(Transferred to:		
Miller Brewing Company	-300.00	-0.15180
Anton C. and Anita Garnier Family Trust	-203.00	-0.10271
The George Wayne and Alexis June Graveline Trust	-203.00	-0.10271
The Estate of Camille A. Garnier, Deceased	-83.30	-0.04215
Garnier, Janus) ²	<u>-203.00</u>	<u>-0.10272</u>
	0.00	0.00000
Southdown, Inc.³	--	--
(Formerly AZ-Two, Inc.)		
(See CEMEX California Aggregates, Inc.)		
Southern California Edison Company	155.25	0.07855
(Successor to Associated		
Southern Investment Company) ²	<u>16.50</u>	<u>0.00835</u>
	171.75	0.08690
Southern California Water Company,	--	--
San Gabriel Valley District		
(See Golden State Water Company, San Gabriel Valley District)		
South Pasadena, City of	3,567.70	1.80520
Southwest Suburban Water	--	--
(See Suburban Water Systems)		
Southwest Water Company³		
(Successor to Maple Water Company) ²	<u>118.50</u>	<u>0.05996</u>
	118.50	0.05996
Southwestern Portland Cement Company³		
(Successor to Azusa Western, Inc.) ²	742.00	0.37544
(Transferred to American Sheds, Inc.) ²	<u>-742.00</u>	<u>-0.37544</u>
	0.00	0.00000
Speedway 605, Inc.³	0.00	0.00000
Standard Oil Company of California	--	--
(See Chevron U.S.A.)		
Sterling Mutual Water Company	120.00	0.06072

PUMPER	PRESCRIPTIVE PUMPING RIGHT ACRE-FEET	PUMPER'S SHARE %
Stoody, Virginia A., Co-trustee for the	--	--
Stoody, Winston F., Estate of (See Security Pacific National Bank, Co-trustee)	--	--
Suburban Water Systems (Formerly Southwest Suburban Water) (Successor to: Hollenbeck Street Water Company ¹ La Grande Source Water Company ¹ La Puente Cooperative Water Co. ¹ Valencia Valley Water Company ¹ Victoria Mutual Water Company ¹ Cal Fin ² Murphy Ranch Mutual Water Co. ²)	20,462.47 <u>223.23</u> 24,860.19	10.35370 <u>0.11295</u> 12.57888
Sully-Miller Contracting Company³ (Successor to Blue Diamond Concrete Materials Div., The Flintkote Company) ² (Transferred to: United Rock Products Corporation Hanson Aggregates West, Inc.) ²	1,399.33 <u>-489.77</u> 0.00	0.70804 <u>-0.24782</u> 0.00000
Sunny Slope Water Company	2,228.72	1.12770
Tate, Phillip G. and Sieglinde A.³ (See Covell, et al.) (Successor to Jobe, Darr interest in Covell, et al.) ² (Successor to Covell, et al.) ²	57.83	0.02926
Taylor Herb Garden (Transferred to Covina Irrigating Company) ²	6.00 <u>-6.00</u> 0.00	0.00304 <u>-0.00304</u> 0.00000
Texaco, Inc. (Chevron U.S.A., Inc.) (Transferred to Durfee Property, LLC) ²	50.00 <u>-50.00</u> 0.00	0.02530 <u>-0.02530</u> 0.00000
Thompson, Earl W. (Held in common with Thompson, Mary) (Transferred to Rosemead Development, Ltd.) ²	1.00 <u>-1.00</u> 0.00	0.00051 <u>-0.00051</u> 0.00000

PUMPER	PRESCRIPTIVE PUMPING RIGHT ACRE-FEET	PUMPER'S SHARE %
Thompson, Mary (See Thompson, Earl W.)	--	--
Tran, Hieu³	0.00	0.00000
Tyler Nursery	3.21	0.00162
United Concrete Pipe Corporation (Transferred to Irwindale, City of) ²	376.00 <u>-376.00</u> 0.00	0.19025 <u>-0.19025</u> 0.00000
United Rock Products Corporation³ (Successor to: Sully Miller Contracting Company) ²	<u>909.56</u> 909.56	<u>0.46022</u> 0.46022
Ursey, William B.³	0.00	0.00000
USA Waste of California, Inc.³ (Successor to American Sheds, Inc.) ² (Transferred to Aqua Capital Management LP) ²	742.00 <u>-742.00</u> 0.00	0.37544 <u>-0.37544</u> 0.00000
U.S. Pipe & Foundry Company³ (See United Concrete Pipe Corporation)	--	--
Valencia Heights Water Company (Successor to Crown City Plating Company) ²	861.00 <u>200.00</u> 1,061.00	0.43565 <u>0.10120</u> 0.53685
Valencia Valley Water Company (Transferred to Suburban Water Systems) ¹	0.00	0.00000
Vallecito Water Company (Transferred to San Gabriel Valley Water Company) ²	2,867.00 <u>-2,867.00</u> 0.00	1.45066 <u>-1.45066</u> 0.00000
Valley County Water District (Formerly Baldwin Park County Water District) (Successor to Park Water Company) ²	5,775.00 <u>184.01</u> 5,959.01	2.92206 <u>0.09311</u> 3.01517
Valley Crating Company	0.00	0.00000
Valley View Mutual Water Company	616.00	0.31169

PUMPER	PRESCRIPTIVE PUMPING RIGHT ACRE-FEET	PUMPER'S SHARE %
Via, H. (See Via, H., Trust of)	--	--
Via, H., Trust of (Formerly Via, H.) (See Parton Family Trust)	--	--
Victoria Mutual Water Company (Transferred to Suburban Water Systems) ¹	0.00	0.00000
Vietnamese American Buddhist Temple Congregation ³	0.00	0.00000
Vulcan Materials Company (Formerly CalMat) (Successor to Manning Bros. Rock & Sand Co.) ²	<u>1,793.35</u> 1,793.35	<u>0.90740</u> 0.90740
Wade, R. (Transferred to Hunter, Lloyd F.) ²	4.40 <u>-4.40</u> 0.00	0.00223 <u>-0.00223</u> 0.00000
Ward Duck Company (See Woodland Farms, Inc.)	--	--
Warren, Clyde (See Fisher, Russell)	--	--
W. E. Hall Company (Transferred to City of El Monte) ²	0.20 <u>-0.20</u> 0.00	0.00010 <u>-0.00010</u> 0.00000
West Covina Venture, Ltd. ³ (Successor to Kiyan Farms) ² (Transferred to McIntyre, William) ²	30.00 <u>-30.00</u> 0.00	0.01518 <u>-0.01518</u> 0.00000
White, June G., Trustee of the June G. White Share of the Garnier Trust ³ (Successor to Denton, Kathryn W., Trustee for the San Jose Ranch Company) ² (Transferred to Lovelady, June G., Trustee) ²	185.50 <u>-185.50</u> 0.00	0.09386 <u>-0.09386</u> 0.00000

PUMPER	PRESCRIPTIVE PUMPING RIGHT ACRE-FEET	PUMPER'S SHARE %
Whittier, City of	7,620.23	3.85572
(Successor to:		
Grizzle, Lissa B.	184.00	0.09310
Pacific Rock and Gravel Co.	208.00	0.10524
Security Pacific National Bank,		
Co-trustee for the Estate of Winston F. Stooddy	38.70	0.01958
El Monte Union High School District	16.20	0.00820
Gifford, Brooks, Jr.	198.25	0.10031
Birenbaum, Max) ²	<u>6.00</u>	<u>0.00304</u>
	8,271.38	4.18519
Wigodsky, Bernard	--	--
(See Birenbaum, Max)		
Wigodsky, Estera	--	--
(See Birenbaum, Max)		
Wilmott, Erma M.	0.75	0.00038
(Formerly Comby, Erma M.)		
Wilson, Harold R.	--	--
(See Grizzle, Lissa B.)		
Wilson, Sarah C.	--	--
(See Grizzle, Lissa B.)		
Woodland Farms, Inc.	--	--
(See 6W Farms, Inc.)		
(Formerly Ward Duck Company)		
Woodland, Frederick G.³	--	--
Woodland, Richard³		
(Successor to Bahnsen & Beckman Ind., Inc.) ²	840.50	0.42528
(Transferred to Miller Brewing Company) ²	-840.50	-0.42528
(Successor to 6W Farms, Inc.) ²	297.90	0.15073
(Transferred to Aqua Capital Management LP) ²	<u>-297.90</u>	<u>-0.15073</u>
	0.00	0.00000

PUMPER	PRESCRIPTIVE PUMPING RIGHT ACRE-FEET	PUMPER'S SHARE %
---------------	---	---------------------------------

Workman Mill Investment Company³

(Successor to:

Rincon Ditch Company	628.00	0.31776
Rincon Irrigation Company	314.00	0.15888
Rose Hills Memorial Park Association	594.00	0.30055
Rose Hills Foundation, The) ²	<u>200.00</u>	<u>0.10120</u>
	1,736.00	0.87839

Wright, Darrell A., Wright, Merle M. & Carlson, Jeanne W.³

(Successor to Burbank Development Co.)²

	50.65	0.02563
(Transferred to San Gabriel Valley Water Company) ²	<u>-50.65</u>	<u>-0.02563</u>
	0.00	0.00000

Totals for Exhibit "D"	129,602.07	65.57665
------------------------	-------------------	-----------------

Totals for Exhibit "E"	68,032.36	34.42335
------------------------	------------------	-----------------

GRAND TOTALS	<u>197,634.43</u>	<u>100.00000</u>
---------------------	--------------------------	-------------------------

APPENDIX K

EXHIBIT "E" OF JUDGMENT

TABLE SHOWING PRODUCTION
RIGHT OF EACH INTEGRATED PRODUCER
AS OF JUNE 30, 2014

INTEGRATED PRODUCER	DIVERSION COMPONENT ACRE-FEET	PRESCRIPTIVE PUMPING COMPONENT ACRE-FEET	PUMPING COMPONENT SHARE %
Aqua Capital Management LP³ (Successor to:			
Covell, Ralph	2.12	0.00	0.00000
Covell et al.	0.00	16.19	0.00820
Azusa Associates, LLC	0.00	18.51	0.00937
USA Waste of California, Inc.	0.00	742.00	0.37544
Richard Woodland	0.00	297.90	0.15073
Susan K. Brierly	16.00	0.00	0.00000
Miles R. Rosedale	125.00	0.00	0.00000
Monrovia Nursery	24.00	0.00	0.00000
Lance Rosedale	22.00	0.00	0.00000
Richard VanLandingham) ²	14.00	0.00	0.00000
	203.12	1,074.60	0.54374
Azusa, City of	0.00	3,655.99	1.84988
(Successor to Monrovia Nursery Company) ²	<u>363.00</u>	<u>0.00</u>	<u>0.00000</u>
	363.00	3,655.99	1.84988
Azusa Agricultural Water Company	1,000.00	1,732.20	0.87647
(Transferred to:			
Azusa Valley Water Company	-830.00	-1,437.73	-0.72747
Azusa Valley Water Company) ²	<u>-170.00</u>	<u>-294.47</u>	<u>-0.14900</u>
	0.00	0.00	0.00000
Azusa Foot-Hill Citrus Company	718.50	0.00	0.00000
(Transferred to Monrovia Nursery Company) ²	<u>-718.50</u>	<u>0.00</u>	<u>0.00000</u>
	0.00	0.00	0.00000
Azusa Valley Water Company	2,422.00	8,274.00	4.18652
(Successor to:			
Azusa Agricultural Water Company	830.00	1,437.73	0.72747
Azusa Agricultural Water Company) ²	<u>170.00</u>	<u>294.47</u>	<u>0.14900</u>
	3,422.00	10,006.20	5.06299
Brierly, Susan K.³ (Successor to Monrovia Nursery Company) ²	24.00	0.00	0.00000
(Transferred to:			
Miles R. Rosedale	-8.00	0.00	0.00000
Aqua Capital Management) ²	<u>-16.00</u>	<u>0.00</u>	<u>0.00000</u>
	0.00	0.00	0.00000

Exhibit "C" of Judgment

INTEGRATED PRODUCER	DIVERSION COMPONENT ACRE-FEET	PRESCRIPTIVE PUMPING COMPONENT ACRE-FEET	PUMPING COMPONENT SHARE %
Golden State Water Company, San Dimas District³ (Formerly California Cities Water Company) (Successor to Namimatsu Farms) ²	500.00	3,242.53	1.64067
	<u>500.00</u>	<u>196.00</u>	<u>0.09917</u>
	500.00	3,438.53	1.73984
JUH#1³ (Successor to Monrovia Nursery Company) ² (Transferred to Miles R. Rosedale) ²	48.00	0.00	0.00000
	<u>-16.00</u>		
	32.00	0.00	0.00000
Los Angeles, County of	310.00	3,721.30	1.88292
Maechtlen, Estate of J. J., Trustee for the Estate of P.A. Maechtlen (Transferred to: City of Glendora Miller Brewing Company) ²	0.00	301.50	0.15256
		-150.00	-0.07590
		<u>-151.50</u>	<u>-0.07666</u>
	0.00	0.00	0.00000
Maechtlen, Trust of J. J.³ (Transferred to Otting, David; Otting, Larry; and Webster, Scott) ² (Successor to Otting, David; Otting, Larry; and Webster, Scott) ² (Transferred to Nikowitz, et al) ²	1.49	0.00	0.00000
	-1.49	0.00	0.00000
	1.49	0.00	0.00000
	<u>-1.49</u>	<u>0.00</u>	<u>0.00000</u>
	0.00	0.00	0.00000
Maechtlen, Trust of P. A.³ (Transferred to: City of Glendora Alice B. Phillips, et al.) ²	0.50	100.50	0.05085
		-50.00	-0.02530
	<u>-0.50</u>	<u>-50.50</u>	<u>-0.02555</u>
	0.00	0.00	0.00000
The Metropolitan Water District of of Southern California	9.59	165.00	0.08349
Monrovia, City of (Successor to: Eckis, Rollin City of Arcadia) ²	1,098.00	5,042.22	2.55129
		123.00	0.06224
		<u>951.00</u>	<u>0.48119</u>
	1,098.00	6,116.22	3.09472

INTEGRATED PRODUCER	DIVERSION COMPONENT ACRE-FEET	PRESCRIPTIVE PUMPING COMPONENT ACRE-FEET	PUMPING COMPONENT SHARE %
Monrovia Nursery Company	239.50	0.00	0.00000
(Successor to Azusa Foothill Citrus Company) ²	718.50	0.00	0.00000
(Transferred to:			
City of Azusa	-363.00	0.00	0.00000
Brierly, Susan K.	-24.00	0.00	0.00000
Rosedale, Miles R.	-191.00	0.00	0.00000
VanLandingham, Richard	-21.00	0.00	0.00000
JUH#1	-48.00	0.00	0.00000
Rosedale, Lance	-32.00	0.00	0.00000
CV Glendora 3 Site, LLC	-10.00	0.00	0.00000
Rosedale Jr., Harry E.	-168.00	0.00	0.00000
Rosedale, Miles R.	-77.00	0.00	0.00000
Aqua Capital Mangement LP) ²	<u>-24.00</u>	<u>0.00</u>	<u>0.00000</u>
	0.00	0.00	0.00000
Nikowitz, et al³			
(Successor to Maechtlen, Trust of J. J.) ²	1.49	0.00	0.00000
(Held in common with Nikowitz, Sheryl M. and Walter P.; Pellegrino, Mark and Roxanne; Verdegem, Thomas and Sandra B.)			
(Transferred to DeFalco, John and Carole) ²	<u>-1.49</u>	<u>0.00</u>	<u>0.00000</u>
	0.00	0.00	0.00000
Otting, David; Otting, Larry; and Webster, Scott³			
(Successor to Maechtlen, Trust of J. J.) ²	1.49	0.00	0.00000
(Transferred to Maechtlen, Trust of J. J.) ²	<u>-1.49</u>	<u>0.00</u>	<u>0.00000</u>
	0.00	0.00	0.00000
Phillips, Alice B., et al.³			
(Successor to Maechtlen, Trust of P. A.) ²	0.50	50.50	0.02555
(Transferred to Miller Brewing Co.) ²		<u>-50.00</u>	<u>-0.02530</u>
	0.50	0.50	0.00025
Rosedale Jr., Harry E.³			
(Successor to Monrovia Nursery Company) ²	168.00	0.00	0.00000
Rosedale, Lance³			
(Successor to Monrovia Nursery Company) ²	32.00	0.00	0.00000
(Transferred to:			
Rosedale, Miles R.	-10.00	0.00	0.00000
Aqua Capital Management LP) ²	<u>-22.00</u>	<u>0.00</u>	<u>0.00000</u>
	0.00	0.00	0.00000

INTEGRATED PRODUCER	DIVERSION COMPONENT ACRE-FEET	PRESCRIPTIVE PUMPING COMPONENT ACRE-FEET	PUMPING COMPONENT SHARE %
---------------------	-------------------------------------	---	------------------------------------

Rosedale, Miles R.³

(Successor to:

Monrovia Nursery Company	191.00	0.00	0.00000
Susan K. Brierly	8.00	0.00	0.00000
JUH#1	16.00	0.00	0.00000
Monrovia Nursery Company	77.00	0.00	0.00000
Richard Van Landingham	7.00	0.00	0.00000
Lance Rosedale) ²	10.00	0.00	0.00000

(Transferred to:

CV Glendora 3 Site, LLC	-184.00	0.00	0.00000
Aqua Capital Management LP) ²	<u>-125.00</u>	<u>0.00</u>	<u>0.00000</u>
	0.00	0.00	0.00000

San Gabriel Valley Water Company

0.00 16,659.00 8.42920

(Successor to:

Vallecito Water Co.		2,867.00	1.45066
No. 17 Walnut Place Mutual Water Co.		21.50	0.01088
Cedar Avenue Mutual Water Company		121.10	0.06127
Beverly Acres Mutual Water Users Association		50.00	0.02530
Richwood Mutual Water Company		192.60	0.09745
Nicholson Trust, Helene S.		12.00	0.00607
Durfee Property, LLC		50.00	0.02530
Wright, Darrell A., Wright, Merle M. and Carlson, Jeanne W.		50.65	0.02563
Parton Family Trust		46.20	0.02338
Maddock, A.G.	3.40		
Driftwood Dairy) ²		<u>163.80</u>	<u>0.08288</u>
	3.40	20,233.85	10.23802

VanLandingham, Richard³

(Successor to Monrovia Nursery Company)²

21.00 0.00 0.00000

(Transferred to:

Rosedale, Miles R.	-7.00	0.00	0.00000
Aqua Capital Management LP) ²	<u>-14.00</u>	<u>0.00</u>	<u>0.00000</u>
	<u>0.00</u>	<u>0.00</u>	<u>0.00000</u>

TOTAL

10,526.44 68,032.36 34.42335

APPENDIX K

EXHIBIT "K" OF JUDGMENT

CONSUMPTIVE USE PORTIONS OF PRODUCERS WITH OVERLYING RIGHTS AS OF JUNE 30, 2014

OVERLYING PRODUCER	CONSUMPTIVE USE PORTION (ACRE-FEET)
<u>1. Mnoian-Gifford Interests</u>	
<u>Owner Producers</u>	
Paul Mnoian ³	
Brooks Gifford, Sr. ³	
Brooks Gifford, Jr. ³	
John Mgrdichian ³	
J. Earl Garrett ³	
Present User: Nu-Way Industries	3.5
<u>Producers Under License</u>	
William C. Thomas ³	
Evelyn F. Thomas ³	
Malcolm K. Gatherer ³	
Jacqueline Gatherer ³	
Present User: B & B Red-I-Mix Concrete, Inc.	45.6
Pre-Stress Crane Rigging and Truck, Co., Inc. ³	1.0
	50.1
<u>2. Attalla, Phillip Y. and Mary L.³</u>	29.9
<u>3. Citrus Valley Medical Center, Queen of the Valley Campus.³</u>	4.5
(Formerly Queen of the Valley Hospital. ³)	
<u>4. S.L.S & N. Inc.³</u>	--
TOTAL	84.5

1/ Permanent transfer of rights as recorded within Exhibits "C", "D", and "E" of Judgment.

2/ Permanent transfer of rights after entry of Judgment.

3/ Intervenor after Judgment.

APPENDIX L

LIST OF PRODUCERS AND THEIR DESIGNEES

APPENDIX L

LIST OF PRODUCERS AND THEIR DESIGNEES June 30, 2014

PRODUCER	DESIGNEE
Adams Ranch Mutual Water Company	Victor Ybarra
Alhambra, City of	Mary Chavez
Amarillo Mutual Water Company	John Holzinger
Andrade, Susan	Susan Andrade
Aqua Capital Management LP	David L. Penrice
Arcadia, City of	Tom Tait
Azusa, City of	Chet Anderson
Azusa Valley Water Company	Chet Anderson
Bandel Family Trust	Candace Garnier Bandel
Banks, Gale C. and Vicki L.	Gale and Vicki Banks
Brondino, Jeanne	Jeanne Brondino
Cadway, Inc.	James M. Byerrum
California-American Water Company (Duarte System)	Garry Hofer
California-American Water Company (San Marino System)	Garry Hofer
California Domestic Water Company	James M. Byerrum
Canyon Water Company	William McIntyre
Champion Mutual Water Company	Bryan P. Hellein
Chevron U.S.A.	Leon F. Drozd, Esq.
Citrus Valley Medical Center, Queen of the Valley Campus	John Ramirez
Coiner, James W., dba Coiner Nursery	James W. Coiner
County Sanitation District No. 18	Mike Sullivan
Covina, City of	Daryl Parrish
Covina Irrigating Company	David D. De Jesus
Crevolin, A. J.	A. J. Crevolin
CV Glendora 3 Site, LLC	Bill McReynolds
Dawes, Mary Kay	Mary Kay Partridge
DeFalco, John and Carole	John and Carole DeFalco
Del Rio Mutual Water Company	Dario Herrera
East Pasadena Water Company	Lawrence M. Morales
El Monte, City of	Mike Rodriguez
El Monte Cemetery Association	Garry Hofer
Fox Family Trust Michael Edward Fox and Crystal Marie Fox, Trustees	Michael and Crystal Fox

PRODUCER	DESIGNEE
Garnier Family Trust, Anton C. and Anita Garnier, Ruth Elaine Ailor Trust Gates, James Richard Glendora, City of Golden State Water Company - San Dimas District Golden State Water Company - San Gabriel Valley District Green, Walter	Anton C. and Anita Garnier Renee Garnier Poivre James Richard Gates Steve Patton Patrick Scanlon Benjamin Lewis, Jr. Dr. Walter Green
Hanson Aggregates West, Inc. Heinrich, Carolyn Hemlock Mutual Water Company	Michael Rogers Carolyn Heinrich Blanca E. Becerra
Industry Waterworks Systems, City of Irwindale, City of	Gregory B. Galindo John Davidson
JUH #1	Reiner Kruger
Kirklen, Jeffery B. Knight, William J.	Jeffery B. Kirklen William J. Knight
Landeros, John La Puente Valley County Water District Lovelady, June G., Trustee Los Angeles, County of Loucks, David	John Landeros Gregory B. Galindo June G. Lovelady Robert Maycumber David Loucks
Maggiore, Valarie McIntyre, William Metropolitan Water District of Southern California Miller Coors LLC Monrovia, City of Monterey Park, City of Munoz, Ralph E.	Valarie Maggiore William McIntyre Timothy J. Schaad Carol Cauthen Mark Clifford Carney Robert Quintero Ralph E. Munoz IV
Nicholson Trust, The Nicholson Family Trust, The	M. L. Whitehead M. L. Whitehead
Pellissier Irrevocable QTIP Trust, et al, Laurence R., Co-tenancy of Pico County Water District Polopolus, et. al	James M. Byerrum Mark Grajeda Helen Gaskins
Rados Brothers Rosedale Jr., Harry E. Rosemead Development LTD. Rurban Homes Mutual Water Company Ruth, Roy	Les Brown Reiner Kruger John W Lloyd George W. Bucey Roy Ruth

PRODUCER	DESIGNEE
San Gabriel Country Club	Mark Reed
San Gabriel County Water District	Barbara A. Carrera
San Gabriel Valley Municipal Water District	Darin Kasamoto
San Gabriel Valley Water Company	Michael L. Whitehead
Sierra La Verne Country Club	Donald Johnson
Sierra Madre, City of	Bruce Inman
Sonoco Products Company	Khaleda Hamid
South Pasadena, City of	Paul Toor
Southern California Edison Company	Maria Parcell
Southwest Water Company	Michael Quinn
Sterling Mutual Water Company	Joy Ann Burt
Suburban Water Systems	Craig D. Gott
Sunny Slope Water Company	Ken Tcheng
Tate, Phillip G. and Sieglinde A.	Phillip Tate
Three Valleys Municipal Water District	Richard W. Hansen
Tomovich, Nick and Sons	Nick Tomovich
Tran, Hieu	Hieu Tran
Tyler Nursery	Fumiko Kishi
United Rock Products Corporation	Russ Caruso
Upper San Gabriel Valley Municipal Water District	Steven P. O'Neill
Ursey, William B.	William B. Ursey
Valencia Heights Water Company	P. David Michalko
Valley County Water District	Lynda A. Noriega
Valley View Mutual Water Company	Sukie Madrid
Vietnamese American Buddhist Temple Congregation	Thích Viên Ly
Vulcan Materials Company	Robert W. Bowcock
Whittier, City of	David Pelser
Wilmott, Erma M.	Erma M. Wilmott
Workman Mill Investment Company	Jeff Nordschow

APPENDIX M

STATUS OF SECTION 28 APPLICATIONS

APPENDIX M

STATUS OF SECTION 28 APPLICATIONS

As of June 30, 2014

Appl. No.	Applicant	Type Appl.	Well Name	Approval Date	Permit #
0001	City of Glendora	New Well	5-E	October 2, 1991	0001-NW-100291
0002	La Puente Valley County Water District	Treatment Facility	2, 3, 4	November 6, 1991	0002-TR-110691
0003	Southern California Water Company	New Well	Saxon 4	February 19, 1992	0003-NW-021992
0004	California Domestic Water Company	Destroy Well	2	February 19, 1992	0004-DW-021992
0005	California Domestic Water Company	New Well	2A	February 19, 1992	0005-NW-021992
0006	San Gabriel Valley Water Company	Treatment Facility	B11B	February 5, 1992	0006-TR-020592
0007	Sterling Mutual Water Company	New Well	New South	Withdrawn	--
0008	Suburban Water Systems	Destroy Well	149W-1	June 3, 1992	0008-DW-060392
0009	City of Alhambra	New Well	17	Withdrawn	--
0010	California-American Water Company (San Marino)	New Well	Hall	November 2, 1994	0010-NW-110294
0011	Suburban Water Systems	Destroy Well	135W-1	September 2, 1992	0011-DW-090292
0012	California-American Water Company (Duarte)	New Well	Encanto	Withdrawn	--
0013	California-American Water Company (Duarte)	New Well	Las Lomas	Withdrawn	--
0014	San Gabriel Valley Water Company	Treatment Facility	B7C	January 6, 1993	0014-TR-010693
0015	Suburban Water Systems	Destroy Well	152W-1	January 6, 1993	0015-DW-010693
0016	Suburban Water Systems	Destroy Well	111W-1	November 4, 1992	0016-DW-110492
0017	Suburban Water Systems	Destroy Well	112W-1	February 3, 1993	0017-DW-020393
0018	California-American Water Company (Duarte)	Destroy Well	Las Lomas	May 5, 1993	0018-DW-050593
0019	Suburban Water Systems	Destroy Well	124W-1	April 7, 1993	0019-DW-040793
0020	South Covina Water Service	Destroy Well	102W-1	April 7, 1993	0020-DW-040793
0021	South Covina Water Service	Destroy Well	102W-2	April 7, 1993	0021-DW-040793
0022	Suburban Water Systems	New Well	140W-5	Withdrawn	--
0023	California Domestic Water Company	Treatment Facility	3	July 7, 1993	0023-TR-070793
0024	Suburban Water Systems	Destroy Well	101W-1	August 4, 1993	0024-DW-080493
0025	Suburban Water Systems	Destroy Well	106W-1	August 4, 1993	0025-DW-080493
0026	Southern California Water Company (San Dimas)	New Well	Malone 2	November 10, 1993	0026-NW-111093
0027	San Gabriel Valley Water Company	Treatment Facility	B6C	November 10, 1993	0027-TR-111093
0028	San Gabriel Valley Water Company	Treatment Facility	B6D	November 10, 1993	0028-TR-111093
0029	Southern California Water Company (San Dimas)	New Well	Cienega	April 6, 1994	0029-NW-040694
0030	San Gabriel Valley Water Company	New Well	1E	April 6, 1994	0030-NW-040694
0037	Suburban Water Systems	Destroy Well	103W-1	June 1, 1994	0037-DW-060194
0038	Suburban Water Systems	Destroy Well	113W-1	June 1, 1994	0038-DW-060194
0039	Suburban Water Systems	Destroy Well	142W-1	June 1, 1994	0039-DW-060194
0040	Suburban Water Systems	Destroy Well	157W-1	June 1, 1994	0040-DW-060194
0041	Cedar Avenue Mutual Water Company	Destroy Well	1-South	November 2, 1994	0041-DW-110294
0042	Cedar Avenue Mutual Water Company	Destroy Well	2-North	November 2, 1994	0042-DW-110294
0043	Valley County Water District	Well Modification	Big Dalton	March 1, 1995	0043-MW-030195
0044	Valley County Water District	Treatment Facility	Big Dalton	March 1, 1995	0044-TR-030195
0045	County of Los Angeles	Destroy Well	3	September 6, 1995	0045-DW-090695
0046	County of Los Angeles	New Well	3A	February 7, 1996	0046-NW-020796

Appl. No.	Applicant	Type Appl.	Well Name	Approval Date	Permit #
0047	La Puente Valley County Water District	Treatment Facility	2, 3, 4	August 2, 1995	0047-TR-080295
0048	City of El Monte	Well Modification	10	Withdrawn	--
0049	City of El Monte	Treatment Facility	10	Withdrawn	(See 0134-TR-060502)
0050	City of Monrovia	Treatment Facility	1, 2	November 1, 1995	0050-TR-110195
0051	Suburban Water Systems	Destroy Well	139W-1	Withdrawn	(See 0110-DW-110399)
0052	Suburban Water Systems	New Well	139W-6	January 3, 1996	0052-NW-010396
0053	Sunny Slope Water Company	New Well	13	February 7, 1996	0053-NW-020796
0054	California Domestic Water Company	New Well	14	April 3, 1996	0054-NW-040396
0055	California Domestic Water Company	Treatment Facility	2, 3, 5A, 6, 8	April 3, 1996	0055-TR-040396
0056	Suburban Water Systems	Destroy Well	120W-1	May 1, 1996	0056-DW-050196
0057	Suburban Water Systems	Destroy Well	122W-1	May 1, 1996	0057-DW-050196
0058	Suburban Water Systems	Destroy Well	123W-1	June 5, 1996	0058-DW-060596
0059	Southern California Water Company (San Dimas)	Destroy Well	Malone 2	May 1, 1996	0059-DW-050196
0060	San Gabriel Valley Water Company	New Well	B5D	July 3, 1996	0060-NW-070396
0061	Suburban Water Systems	New Well	201W-7	April 2, 1997	0061-NW-040297
0062	City of Alhambra	Treatment Facility	7, 11	April 2, 1997	0062-TR-040297
0063	City of El Monte	Treatment Facility	12	August 6, 1997	0063-TR-080697
0064	City of Monrovia	New Well	6	July 2, 1997	0064-NW-070297
0065	City of Monrovia	Destroy Well	1	Withdrawn	(See 0172-DW-030304)
0066	Suburban Water Systems	Destroy Well	131W-1	October 8, 1997	0066-DW-100897
0067	Suburban Water Systems	Destroy Well	133W-1	October 8, 1997	0067-DW-100897
0068	Suburban Water Systems	Destroy Well	134W-1	March 4, 1998	0068-DW-030498
0069	Suburban Water Systems	Destroy Well	148W-1	March 4, 1998	0069-DW-030498
0070	County of Los Angeles	Destroy Well	4	Withdrawn	(See 0236-DW-020310)
0071	San Gabriel Valley Water Company	Treatment Facility	B4B and B4C	January 7, 1998	0071-TR-010798
0072	Southern California Water Company (San Gabriel Valley)	Treatment Facility	Encinita 1	January 7, 1998	0072-TR-010798
0073	San Gabriel Valley Water Company	Treatment Facility	B5A and B5B	May 1, 1998	0073-TR-050198
0074	Corcoran Bros.	Destroy Well	--	May 1, 1998	0074-DW-050198
0075	San Gabriel Valley Water Company	New Well	G4B	Withdrawn	--
0076	San Gabriel Valley Water Company	Emergency Exemption	8F	August 5, 1998	0076-NW-080598
0077	San Gabriel Valley Water Company	Treatment Facility	8B, 8C, 8D	August 5, 1998	0077-TR-080598
0078	City of El Monte	Treatment Facility	2A	July 1, 1998	0078-TR-070198
0079	Adams Ranch Mutual Water Company	New Well	3	October 7, 1998	0079-NW-100798
0080	Adams Ranch Mutual Water Company	Destroy Well	1	Withdrawn	--
0081	Ralph Covell	New Well	--	Withdrawn	--
0082	Ralph Covell	Destroy Well	--	Withdrawn	--
0083	City of Monterey Park	Treatment Facility	5	December 9, 1998	0083-TR-120998
0084	City of Monterey Park	Treatment Facility	12	December 9, 1998	0084-TR-120998 (See 0149-TR-020503)
0085	City of Glendora	New Well	13-E	December 9, 1998	0085-NW-120998
0086	Valencia Heights Water Company	New Well	6	February 3, 1999	0086-NW-020399
0087	Valencia Heights Water Company	New Well	7	February 3, 1999	0087-NW-020399
0088	Valencia Heights Water Company	Destroy Well	1	Withdrawn	--
0089	Valencia Heights Water Company	Destroy Well	2	February 3, 1999	0089-DW-020399
0090	Valencia Heights Water Company	Destroy Well	3A	February 3, 1999	0090-DW-020399
0091	San Gabriel County Water District	Destroy Well	6	November 4, 1998	0091-DW-110498
0092	Suburban Water Systems	Destroy Well	Maple 1	December 9, 1998	0092-DW-120998
0093	Suburban Water Systems	Destroy Well	Maple 2	December 9, 1998	0093-DW-120998
0094	City of Monterey Park	Destroy Well	2	April 7, 1999	0094-DW-040799

Appl. No.	Applicant	Type Appl.	Well Name	Approval Date	Permit #
0095	Suburban Water Systems	Treatment Facility	139W-6	June 2, 1999	0095-TR-060299
0096	Suburban Water Systems	Treatment Facility	140W-4	May 12, 1999	0096-TR-051299
0097	City of El Monte	Destroy Well	5	April 7, 1999	0097-DW-040799
0098	Suburban Water Systems	Destroy Well	151W-1	May 12, 1999	0098-DW-051299
0099	Suburban Water Systems	Destroy Well	154W-1	Withdrawn	(See 0167-DW-020404)
0100	La Puente Valley County Water District	Treatment Facility	Well 3	July 7, 1999	0100-TR-070799
0101	Richwood Mutual Water Company	Destroy Well	1 South	June 2, 1999	0101-DW-060299
0102	Richwood Mutual Water Company	Destroy Well	2 North	June 2, 1999	0102-DW-060299
0103	California-American Water Company (San Marino)	New Well	Richardson 3	Withdrawn	--
0104	California-American Water Company (San Marino)	Destroy Well	Richardson 1	Withdrawn	--
0105	California-American Water Company (San Marino)	Destroy Well	Richardson 2	Withdrawn	--
0106	Tevis Hill	New Well	--	Withdrawn	--
0107	City of Arcadia	Destroy Well	St. Joseph 1	November 3, 1999	0107-DW-110399
0108	City of Arcadia	New Well	St. Joseph 2	November 3, 1999	0108-NW-110399
0109	Suburban Water Systems	Destroy Well	114W-1	Withdrawn	(See 0205-DW-051408)
0110	Suburban Water Systems	Destroy Well	139W-1	November 3, 1999	0110-DW-110399
0111	Suburban Water Systems	Destroy Well	139W-2	Withdrawn	--
0112	California-American Water Company (San Marino)	New Well	Richardson 3	Withdrawn	--
0113	California-American Water Company (San Marino)	Treatment Facility	Ivar Well 1	Withdrawn	(See 0170-DW-010704)
0114	Azusa Light and Water	New Well	11	October 4, 2000	0114-NW-100400
0115	Azusa Light and Water	New Well	12	October 4, 2000	0115-NW-100400
0116	City of Whittier	Destroy Well	12	October 4, 2006	0116-DW-100406
0117	San Gabriel Valley Water Company	Treatment Facility	G4A	May 3, 2000	0117-TR-050300
0118	City of Monterey Park	New Well	15	August 2, 2000	0118-NW-080200
0119	San Gabriel Valley Water Company	Treatment Facility	B5B	Withdrawn	(See 0165-TR-010704)
0120	San Gabriel Valley Water Company	Treatment Facility	B6C, B6D	December 6, 2000	0120-TR-120600
0121	Workman Mill Investment Company	New Well	--	December 6, 2000	0121-NW-120600
0122	California Domestic Water Company	New Well	7	Withdrawn	--
0123	California Domestic Water Company	Treatment Facility	Bassett Wellfield	June 6, 2001	0123-TR-060601
0124	Southern California Water Company (San Gabriel Valley)	Treatment Facility	San Gabriel 1 San Gabriel 2	July 5, 2001	0124-TR-070501
0125	California-American Water Company (San Marino)	Treatment Facility	Ivar Well 1	Withdrawn	(See 0170-DW-010704)
--	City of Whittier	Emergency Exemption	17, 18	March 7, 2001	--
0126	City of Monterey Park	Modify Well	7	January 2, 2002	0126-MW-010202
0127	City of Monterey Park	Modify Well	8	January 2, 2002	0127-MW-010202
0128	City of Monterey Park	Modify Well	9	January 2, 2002	0128-MW-010202
0129	San Gabriel Valley Water Company	New Well	1F	December 5, 2001	0129-NW-120501
--	San Gabriel Valley Water Company	Emergency Exemption	1C	December 5, 2001	--
0130	Valley County Water District	New Well	SA1-1	August 7, 2002	0130-NW-080702
0131	Valley County Water District	New Well	SA1-2	August 7, 2002	0131-NW-080702
0132	Valley County Water District	Modify Well	Lante	August 7, 2002	0132-MW-080702
0133	Valley County Water District	Treatment Facility	SA1-1, SA1-2, Lante	August 7, 2002	0133-TR-080702
0134	City of El Monte	Treatment Facility	10	June 5, 2002	0134-TR-060502
0135	San Gabriel Valley Water Company	New Well	SA3-1A	May 1, 2002	0135-NW-050102

Appl. No.	Applicant	Type Appl.	Well Name	Approval Date	Permit #
0136	San Gabriel Valley Water Company	New Well	SA3-1B	May 1, 2002	0136-NW-050102
0137	San Gabriel Valley Water Company	New Well	SA3-2A	May 1, 2002	0137-NW-050102
0138	San Gabriel Valley Water Company	New Well	SA3-2B	May 1, 2002	0138-NW-050102
0139	Suburban Water Systems	Destroy Well	105W-1	August 7, 2002	0139-DW-080702
0140	Suburban Water Systems	Destroy Well	136W-1	July 10, 2002	0140-DW-071002
0141	Suburban Water Systems	Destroy Well	150W-1	July 10, 2002	0141-DW-071002
0142	Beverly Acres Mutual Water Users Association	Destroy Well	Rose Hills	August 7, 2002	0142-DW-080702
0143	Suburban Water Systems	Emergency Exemption	Well at Plant 121	June 5, 2002	0143-NW-060502
0144	Suburban Water Systems	Emergency Exemption	Well at Plant 142	June 5, 2002	0144-NW-060502
0145	Suburban Water Systems	Treatment Facility	147W-3	October 2, 2002	0145-TR-100202
0146	San Gabriel Valley Water Company	Destroy Well	B6B	August 7, 2002	0146-DW-080702
0147	San Gabriel Valley Water Company	New Well	B11C	May 14, 2003	0147-NW-051403
0148	City of Monterey Park	Treatment Facility	1, 3, 10	May 14, 2003	0148-TR-051403
0149	City of Monterey Park	Treatment Facility	9, 12, 15	February 5, 2003	0149-TR-020503
0150	Valley County Water District	Treatment Facility	Clinton O. Nixon East Clinton O. Nixon West	May 14, 2003	0150-TR-051403
0151	San Gabriel Valley Water Company	New Well	B24A	July 2, 2003	0151-NW-070203
0152	San Gabriel Valley Water Company	New Well	B24B	July 2, 2003	0152-NW-070203
0153	San Gabriel Valley Water Company	Treatment Facility	B24A, B24B	July 2, 2003	0153-TR-070203
0154	Suburban Water Systems	New Well	201W-8	August 6, 2003	0154-NW-080603
0155	Suburban Water Systems	New Well	201W-9	August 6, 2003	0155-NW-080603
0156	Suburban Water Systems	New Well	201W-10	August 6, 2003	0156-NW-080603
0157	Southern California Water Company (San Dimas)	Treatment Facility	Columbia 4, Columbia 6	August 6, 2003	0157-TR-080603
0158	Southern California Water Company (San Dimas)	Treatment Facility	Artesia 3, Baseline 3, Baseline 4	August 6, 2003	0158-TR-080603
0159	Southern California Water Company (San Dimas)	Destroy Well	Gidley 1	August 6, 2003	0159-DW-080603
0160	Southern California Water Company (San Dimas)	Destroy Well	Gidley 2	August 6, 2003	0160-DW-080603
0161	Vietnamese-American Buddhist Temple Congregation	New Well	Temple Well	November 3, 2004	0161-NW-110304
0162	Suburban Water Systems	Destroy Well	155W-2	November 5, 2003	0162-DW-110503
0163	Suburban Water Systems	Destroy Well	155W-1	Withdrawn	--
0164	Suburban Water Systems	Destroy Well	114W-1	Withdrawn	(See 0205-DW-051408)
0165	San Gabriel Valley Water Company	Treatment Facility	B5	January 7, 2004	0165-TR-010704
0166	San Gabriel Valley Water Company	New Well	B5E	January 7, 2004	0166-NW-010704
0167	Suburban Water Systems	Destroy Well	154W-1	February 4, 2004	0167-DW-020404
0168	Suburban Water Systems	Destroy Well	201W-1	December 10, 2003	0168-DW-121003
0169	Southern California Water Company (San Dimas)	New Well	Highway 2	July 7, 2004	0169-NW-070704
0170	California-American Water Company (San Marino)	Destroy Well	Ivar 1	January 7, 2004	0170-DW-010704
0171	California-American Water Company (San Marino)	Destroy Well	Ivar 2	January 7, 2004	0171-DW-010704
0172	City of Monrovia	Destroy Well	1	March 3, 2004	0172-DW-030304
0173	City of Azusa	Destroy Well	Genesis 3	April 7, 2004	0173-DW-040704
0174	Azusa Valley Water Company	Destroy Well	Well 1	April 7, 2004	0174-DW-040704
0175	Azusa Valley Water Company	Destroy Well	Well 2	May 12, 2004	0175-DW-051204

Appl. No.	Applicant	Type Appl.	Well Name	Approval Date	Permit #
0176	California-American Water Company (Duarte)	Destroy Well	Mountain Avenue	August 4, 2004	0176-DW-080404
0177	Clayton Industries	Destroy Well	Well 2	September 1, 2004	0177-DW-090104
0178	San Gabriel Valley Water Company	New Well	2F	October 6, 2004	0178-NW-100604
0179	Suburban Water Systems	Destroy Well	201W-3	June 2, 2004	0179-DW-060204
0180	City of South Pasadena	Modify Well	Wilson 2	March 2, 2005	0180-MW-030205
0181	City of Azusa	Destroy Well	Genesis 1	February 2, 2005	0181-DW-020205
0182	DeFalco, John	New Well	--	March 2, 2005	0182-NW-030205
0183	City of Monrovia	Treatment Facility	3, 4, 5	July 6, 2005	0183-TR-070605
0184	Monrovia Nursery	Destroy Well	Well 1	July 6, 2005	0184-DW-070605
0185	CEMEX California Aggregates, Inc.	Destroy Well	Well 2 (AZ 2)	December 7, 2005	0185-DW-120705
0186	City of Alhambra	Treatment Facility	7, 8, 11 & 12	June 7, 2006	0186-TR-060706
0187	Quoss, Edward	New Well	--	May 3, 2006	0187-NW-050306
0188	City of El Monte	Destroy Well	Mountain View	May 3, 2006	0188-DW-050306
0189	California Domestic Water Company	New Well	Well 10	June 5, 2006	0189-NW-070506
0190	Durfee Property, LLC	Destroy Well	Well 14	Withdrawn	--
0191	San Gabriel Valley Water Company	Treatment Facility	B7	Pending	--
0192	San Gabriel Valley Water Company	New Well	IZ-1	Pending	--
0193	San Gabriel Valley Water Company	New Well	IZ-2	Pending	--
0194	San Gabriel Valley Water Company	New Well	IZ-EAST	Pending	--
0195	San Gabriel Valley Water Company	New Well	MZ-1	Pending	--
0196	San Gabriel Valley Water Company	New Well	MZ-2	Pending	--
0197	San Gabriel Valley Water Company	New Well	MZ-3	Pending	--
0198	Suburban Water Systems	New Well	151 W-2	October 4, 2006	0198-NW-100406
0199	San Gabriel Valley Water Company	Destroy Well	2C	Withdrawn	--
0200	Golden State Water Company (San Gabriel Valley)	Destroy Well	Saxon 1	August 1, 2007	0200-DW-080107
0201	La Puente Valley County Water District	New Well	5	November 7, 2007	0201-NW-110707
0202	San Gabriel Valley Water Company	Treatment Facility	Plant 8	Withdrawn	--
0203	San Gabriel Valley Water Company	New Well	11D	April 2, 2008	0203-NW-040208
0204	San Gabriel Valley Water Company	Destroy Well	B1	Pending	--
0205	Suburban Water Systems	Destroy Well	114W-1	May 14, 2008	0205-DW-051408
0206	Suburban Water Systems	Destroy Well	140W-2	June 4, 2008	0206-DW-060408
0207	Suburban Water Systems	Destroy Well	155W-1	Withdrawn	--
0208	Suburban Water Systems	Destroy Well	201 W-2	June 4, 2008	0208-DW-060408
0209	Suburban Water Systems	Destroy Well	201 W-6	June 4, 2008	0209-DW-060408
0210	City of Arcadia	New Well	Longley 3	August 6, 2008	0210-NW-080608
0211	City of Arcadia	New Well	Camino Real 3	August 6, 2008	0211-NW-080608
0212	City of Arcadia	New Well	Camino Real 4	August 6, 2008	0212-NW-080608
0213	San Gabriel Valley Water Company	Treatment Facility	Plant 11	April 2, 2008	0213-TR-040208
0214	Suburban Water Systems	Destroy Well	Plant 110	May 14, 2008	0214-DW-051408
0215	California-American Water Company (Duarte)	New Well	Buena Vista 2	August 6, 2008	0215-NW-080608
0216	City of Arcadia	Destroy Well	Camino Real 2	August 6, 2008	0216-DW-080608
0217	Golden State Water Company - San Dimas District	Destroy Well	Columbia 1	October 1, 2008	0217-DW-100108
0218	Golden State Water Company - San Dimas District	Destroy Well	Columbia 2	October 1, 2008	0218-DW-100108
0219	City of El Monte	Treatment Facility	13	December 10, 2008	0219-TR-121008
0220	Tran, Hieu & Binh	New Well	--	Withdrawn	--
0221	Golden State Water Company (San Dimas)	Destroy Well	Artesia 2	March 4, 2009	0221-DW-030409

Appl. No.	Applicant	Type Appl.	Well Name	Approval Date	Permit #
0222	Golden State Water Company (San Gabriel Valley)	New Well	Garvey 3	March 4, 2009	0222-NW-030409
0223	Golden State Water Company (San Gabriel Valley)	Treatment Facility	Garvey 3	March 4, 2009	0223-TR-030409
0224	Golden State Water Company (San Gabriel Valley)	Destroy Well	Earle	January 6, 2010	0224-DW-010610
0225	Golden State Water Company (San Gabriel Valley)	Destroy Well	Garvey 1	July 1, 2009	0225-DW-070109
0226	Golden State Water Company (San Gabriel Valley)	Destroy Well	Garvey 2	July 1, 2009	0226-DW-070109
0227	Golden State Water Company (San Gabriel Valley)	Destroy Well	Unnamed	July 1, 2009	0227-DW-070109
0228	City of Arcadia	Destroy Well	Camino Real 1	October 7, 2009	0228-DW-100709
0229	City of Arcadia	Destroy Well	Longley 2	October 7, 2009	0229-DW-100709
0230	City of El Monte	New Well	DEW-1	October 7, 2009	0230-NW-100709
0231	City of El Monte	New Well	DEW-2	October 7, 2009	0231-NW-100709
0232	City of El Monte	New Well	DEW-3	October 7, 2009	0232-NW-100709
0233	City of El Monte	Treatment Facility	--	October 7, 2009	0233-TR-100709
0234	County of Los Angeles	Destroy Well	2	February 3, 2010	0234-DW-020310
0235	County of Los Angeles	Destroy Well	3A	February 3, 2010	0235-DW-020310
0236	County of Los Angeles	Destroy Well	4	February 3, 2010	0236-DW-020310
0237	County of Los Angeles	Destroy Well	5	February 3, 2010	0237-DW-020310
0238	County of Los Angeles	Destroy Well	6	February 3, 2010	0238-DW-020310
0239	City of Glendora	New Well	14	February 3, 2010	0239-NW-020310
0240	Suburban Water Systems	Destroy Well	201W-5	May 12, 2010	0240-DW-051210
0241	Gates, James Richard	New Well	Gates Well 1	July 7, 2010	0241-NW-070710
0242	Golden State Water Company (San Gabriel Valley)	Destroy Well	Graydon 1	December 12, 2012	0242-DW-121212
0243	Golden State Water Company (San Gabriel Valley)	Destroy Well	Graydon 2	Withdrawn	--
0244	Golden State Water Company (San Gabriel Valley)	Destroy Well	Jeffries 3	December 12, 2012	0244-DW-121212
0245	East Pasadena Water Company	New Well	11	November 3, 2010	0245-NW-110310
0246	Hale, Richard	New Well	--	Withdrawn	--
0247	Kolawa, Adam	New Well	--	Withdrawn	--
0248	California-American Water Company (San Marino)	New Well	Richardson 3	March 6, 2013	0248-NW-030613
0249	California-American Water Company (San Marino)	Destroy Well	Richardson 1	March 6, 2013	0249-DW-030613
0250	Covina Irrigating Company	Treatment Facility	BP Pumping Plant	April 4, 2012	0250-TR-040412
0251	Hieu Tran	New Well	Tran	May 2, 2012	0251-NW-050212
0252	Ralph Munoz	New Well	Munoz	June 6, 2012	0252-NW-060612
0253	San Gabriel County Water District	New Well	15	July 3, 2012	0253-NW-070312
0254	San Gabriel County Water District	Destroy Well	11	Pending	--
0255	San Gabriel County Water District	Destroy Well	7	July 3, 2012	0255-DW-070312
0256	San Gabriel County Water District	New Well	16	Pending	--
0257	City of Glendora	Destroy Well	1-E	October 3, 2012	257-DW-100312
0258	Golden State Water Company (San Dimas)	Destroy Well	Columbia 8	Withdrawn	--
0259	California-American Water Company (San Marino)	Treatment Facility	Richardson 3	March 6, 2013	0259-TR-030613

Appl. No.	Applicant	Type Appl.	Well Name	Approval Date	Permit #
0260	California-American Water Company (Duarte)	New Well	Lemon	July 10, 2013	0260-NW-071013
0261	City of El Monte	Treatment Facility	3	May 14, 2014	0261-TR-051414
0262	San Gabriel Valley Water Company	New Well	B24C	November 6, 2013	0262-NW-110613
0263	California-American Water Company (Duarte)	Destroy Well	Crownhaven 1	June 4, 2014	0263-DW-060414
0264	California-American Water Company (Duarte)	New Well	Crownhaven 2	June 4, 2014	0264-NW-060414
0265	Valley County Water District	New Well	Lante	Pending	--

APPENDIX N

**SUMMARY OF TREATMENT FACILITY ACTIVITY
IN THE
MAIN SAN GABRIEL BASIN**

APPENDIX N

SUMMARY OF TREATMENT FACILITY ACTIVITY IN THE MAIN SAN GABRIEL BASIN AS OF JUNE 30, 2014

Operable Unit	Treatment Facility Owner	Treatment Facility(s)	Start Date 1/	Total Water Treated		Total Contaminants Removed	
				Fiscal Year 2013-14 (Acre-feet)	Accum. Total (Acre-feet)	Fiscal Year 2013-14 (Pounds)	Accum. Total (Pounds)
AREA 3	ALHAMBRA, CITY OF	Well No. 7	July 2001	—	7,582.35	—	130.1
		Well No. 7, 8, 11 & 12	April 2009	3,433.00	19,816.80	121.7	606.3
BPOU	LA PUENTE VALLEY COUNTY WATER DISTRICT	Well No. 2, 3 & 4	August 1992	—	11,493.13	—	826.9
		Well No. 2, 3 & 5 (BPOU)	January 2000	4,350.66	46,274.20	472.4	9,935.7
	SAN GABRIEL VALLEY WATER COMPANY	Well B6C	April 1994	—	5,194.17	—	856.2
		Well B6D	April 1994	—	14,526.27	—	421.7
		Plant B5 (BPOU)	January 2007	11,168.85	76,780.42	719.7	3,270.5
		Plant B6 (BPOU)	September 2004	3,985.95	71,818.32	953.1	15,341.0
	VALLEY COUNTY WATER DISTRICT	Lante	June 1984	—	7,719.61	—	10,356.7
		Lante, SA1-1 & SA1-2 (BPOU)	December 2004	2,922.52	58,062.20	1096.8	39,135.4
EMOU	ADAMS RANCH MUTUAL WATER COMPANY	Well No. 3	November 2003	71.00	788.78	2.9	26.9
	HERMETIC SEAL CORPORATION	Hermetic Seal	May 2012	70.80	155.44	7.4	13.7
	GOLDEN STATE WATER COMPANY (SGV)	Encinita No. 1, 2 & 3	April 1998	1,813.88	21,329.40	43.7	494.9
PVOU	BDP - CARRIER	Carrier	April 1988	108.94	6,500.57	8.1	2,821.0
SEMOU	MONTEREY PARK, CITY OF	Well No. 5	September 1999	1,240.66	15,507.65	114.9	1,147.0
		Well No. 9 & 12, 15	April 2002	5,654.46	56,134.78	1193.7	9,130.1
	SAN GABRIEL VALLEY WATER COMPANY	Well 8B, 8C, 8D & 8E	August 2002	2,539.71	34,262.95	573.8	4,159.7
	GOLDEN STATE WATER COMPANY (SGV)	San Gabriel No.1 & 2	November 2001	1,802.29	14,250.30	37.0	472.8
WNOU	EPA	WNOU (Shallow Zone)	December 1999	—	30,065.52	—	1,618.9
	SAN GABRIEL VALLEY WATER COMPANY	WNOU (Intermediate Zone) 2/	December 2005	3,278.29	41,639.45	123.6	1,620.3
PRODUCER FACILITY	ARCADIA, CITY OF	Longden 1 & 2	January 1985	1,625.84	68,814.61	10.0	732.3
	BOZUNG	Well B36, F38, F39 & BC34 3/	October 1994	—	233.00	—	131.3
	CALIFORNIA DOMESTIC WATER COMPANY	Well No. 3, Well No. 5A, & Well No. 6	September 1993	14,087.62	299,504.02	1492.9	12,723.2
	EL MONTE, CITY OF	Well No. 12	February 1997	185.04	15,570.96	21.4	1,000.5
		Well No. 10	May 2004	352.06	6,126.91	0.0	43.4
		Well No. 2A	July 1999	436.57	6,963.49	4.4	110.8
	EPA	Richwood (North Well) 4/	April 1990	—	451.98	—	5.8
		Richwood (South Well) 4/	April 1990	—	—	—	—
	GOLDEN STATE WATER COMPANY (SD)	Art 2 & 3, Base 3 & 4, Hwy 1	May 2005	1,336.28	15,514.43	51.3	262.3
	HEMLOCK MUTUAL WATER COMPANY	Hemlock (North Well) 4/	April 1986	—	2,553.65	—	44.6
		Hemlock (South Well) 4/	April 1986	—	—	—	—
	MONROVIA, CITY OF	Wells No. 2 & 6	March 1996	1,172.15	39,067.85	53.2	696.2
		Wells No. 3, 4 & 5	October 2007	2,187.54	11,798.09	37.4	85.4
	MONTEREY PARK, CITY OF	Well No. 1, 3, 10 & Fern	June 2004	2,125.74	22,416.19	81.6	1,553.4
	SAN GABRIEL VALLEY WATER COMPANY	Well 11B	March 1991	2,739.03	43,677.82	6.0	318.6
		Well B11B	March 1993	2,580.61	44,670.88	84.6	3,009.9
		Well B7C	March 1993	1,249.90	46,160.03	59.7	1,796.7
		Well B4B & B4C	January 1999	—	24,093.04	—	1,233.5
		Well G4A	December 2005	131.62	3,592.89	2.1	55.4
	SUBURBAN WATER SYSTEMS	Well No. 140W-4 5/	May 2001	—	2,247.59	—	16.2
	VALLEY COUNTY WATER DISTRICT	Maine East & West	June 1990	3,092.09	43,880.25	9.8	1,715.2
		Nixon East & West 5/	January 2004	5,038.64	33,766.57	22.7	187.8
	WATER QUALITY AUTHORITY	Arrow (Project No. 1) 5/	February 1992	—	7,250.41	—	17,423.0
		Big Dalton (Project No. 2)	March 1997	—	1,229.02	—	82.5
		Whitmore Street	January 2008	34.85	245.43	14.6	145.1
	SEMOU		July 1999	—	3,885.19	—	1,558.5
		TOTAL		80,816.59	1,283,616.61	7,420.3	147,317.4

Footnotes:

1/ From date of beginning of operation.

2/ Previously operated by City of Whittier from December 2005 to May 2013.

3/ Treatment facility has been permanently dismantled.

4/ Wells destroyed in June 1999.

5/ Wellfield no longer pumps to treatment facility.

APPENDIX O

**HISTORY OF ANNUAL
WATERMASTER ASSESSMENTS**

APPENDIX O

HISTORY OF ANNUAL WATERMASTER ASSESSMENTS (Dollars Per Acre-foot, Except Where Indicated)

Fiscal Year 1/	Administration 2/	Special Administration 3/	Make-up 4/	In-lieu 5/	Replacement 6/	Delinquent Payment Interest Rate
1971-72	\$0.20	--	--	--	--	--
1972-73	\$0.35	--	--	--	--	--
1973-74	\$0.33	--	\$0.05	--	\$30.00	10.00%
1974-75	\$0.33	--	\$0.45	--	\$43.00	10.00%
1975-76	\$0.45	--	\$2.30	--	\$42.00	10.00%
1976-77	\$0.45	--	\$7.50	--	\$41.00	10.00%
1977-78	\$0.45	--	\$3.50	--	\$48.00	10.00%
1978-79	\$0.90	--	\$3.50	--	\$48.00	10.00%
1979-80	\$1.10	--	\$12.00	--	\$53.00	12.00%
1980-81	\$1.27	--	\$10.00	--	\$60.00	21.50%
1981-82	\$1.27	--	\$10.00	--	\$61.00	16.00%
1982-83	\$1.27	--	\$9.00	--	\$100.00	11.50%
1983-84	\$2.57	--	\$9.00	--	\$153.00	14.00%
1984-85	\$2.00	--	\$5.00	--	\$148.00	10.50%
1985-86	\$2.42	--	\$1.00	--	\$153.00	10.00%
1986-87	\$2.00	--	\$0.50	--	\$153.00	10.00%
1987-88	\$2.50	--	\$2.00	--	\$153.00	10.00%
1988-89	\$6.00	--	\$3.00	--	\$115.00	11.50%
1989-90	\$6.00	\$3.00	\$3.00	\$0.60	\$115.00	11.00%
1990-91	\$11.00	\$5.00	\$3.00	\$0.30	\$136.50 ^{7/}	10.00%
					\$115.00 ^{8/}	
					\$132.00 ^{9/}	
1991-92	\$12.50	\$5.00	\$1.50	\$0.30	\$178.40 ^{7/}	10.00%
					\$120.00 ^{8/}	
					\$176.40 ^{9/}	
1992-93	\$9.00	--	\$0.50	\$0.60	\$220.40 ^{7/,9/}	10.00%
					\$120.00 ^{8/}	
1993-94	\$6.00	--	\$0.50	\$1.10	\$235.10 ^{7/,9/}	10.00%
					\$120.00 ^{8/}	
1994-95	\$8.50	--	\$0.50	\$0.65	\$242.45 ^{7/,9/}	10.00%
					\$130.00 ^{8/}	
1995-96	\$8.50	--	\$0.50	\$0.65	\$242.45 ^{7/}	10.00%
					\$130.00 ^{8/}	
					\$239.00 ^{9/}	
1996-97	\$7.00	--	\$0.00	\$0.65	\$246.65 ^{7/,9/}	10.00%
					\$130.00 ^{8/}	
1997-98	\$7.00	--	\$0.00	\$1.50	\$246.65 ^{7/}	10.00%
					\$130.00 ^{8/}	
					\$245.00 ^{9/}	
1998-99	\$7.50	--	\$0.00	\$1.70	\$246.65 ^{7/}	10.00%
					\$130.00 ^{8/}	
					\$245.00 ^{9/}	

Fiscal Year 1/	Administration 2/	Special Administration 3/	Make-up 4/	In-lieu 5/	Replacement 6/	Delinquent Payment Interest Rate
1999-00	\$8.45	--	\$0.00	\$1.40	\$246.65 ^{7/} \$130.00 ^{8/} \$245.00 ^{9/}	10.50%
2000-01	\$7.00	--	\$0.00	\$0.50	\$246.65 ^{7/} \$130.00 ^{8/} \$245.00 ^{9/}	10.00%
2001-02	\$6.00	--	\$0.00	\$0.40	\$246.65 ^{7/} \$153.00 ^{8/} \$265.00 ^{9/}	10.00%
2002-03	\$6.50	--	\$0.00	\$1.00	\$246.65 ^{7/} \$147.00 ^{8/} \$265.00 ^{9/}	10.00%
2003-04	\$9.00	--	\$0.00	\$1.05	\$246.65 ^{7/} \$165.00 ^{8/} \$265.00 ^{9/}	10.00%
2004-05	\$12.75	--	\$0.00	\$1.20	\$246.65 ^{7/} \$130.00 ^{8/} \$265.00 ^{9/}	10.00%
2005-06	\$7.00	--	\$0.00	\$1.25	\$251.90 ^{7/} \$130.00 ^{8/} \$238.00 ^{9/}	10.00%
2006-07	\$7.50	--	\$0.00	\$1.50	\$251.90 ^{7/} \$130.00 ^{8/} \$238.00 ^{9/}	10.00%
2007-08	\$5.00	--	\$0.00	\$1.40	\$251.90 ^{7/} \$130.00 ^{8/} \$261.00 ^{9/}	10.00%
2008-09	\$10.00	--	\$0.00	\$5.05	\$450.00 ^{7/} \$130.00 ^{8/} \$387.00 ^{9/}	10.00%
2009-10	\$11.75	--	\$0.00	\$1.25	\$587.00 ^{7/} \$130.00 ^{8/} \$527.00 ^{9/}	10.00%
2010-11	\$13.00	--	\$0.00	\$1.00	\$512.00 ^{7/} \$130.00 ^{8/} \$409.00 ^{9/}	10.00%
2011-12	\$13.00	--	\$0.00	\$2.05	\$640.00 ^{7/} \$130.00 ^{8/} \$559.00 ^{9/}	10.00%
2012-13	\$15.00	--	\$0.00	\$2.05	\$673.00 ^{7/} \$130.00 ^{8/} \$600.00 ^{9/}	10.00%

Fiscal Year 1/	Administration 2/	Special Administration 3/	Make-up 4/	In-lieu 5/	Replacement 6/	Delinquent Payment Interest Rate
2013-14	\$15.00	--	\$0.00	\$2.05	\$773.00 7/ \$230.00 8/ \$700.00 9/	10.00%

1/ Assessments and interest rates apply to production during fiscal year indicated.

2/ The Administration Assessment is uniformly applied to each acre-foot of production and is used to fund the Administration Budget shown in Appendix P.

3/ The Special Administration Assessment is uniformly applied to each acre-foot of production and is used to fund costs associated with Main San Gabriel Basin cleanup activities.

4/ The Make-up Water Assessment is applied to each acre-foot of production that does not bear a Replacement Water Assessment. The Assessment is not applicable to production for an Overlying Right. It is used to fund the Administration costs and Make-up Water Obligation under the Long Beach Judgment.

5/ The In-lieu Assessment is applied to each acre-foot of production, except the non-consumptive use portion of an Overlying Right, and is used to fund the differential cost of Supplemental Water for producers to take delivery of Supplemental Water as requested by Watermaster.

6/ The Replacement Water Assessment is applied on production in excess of a production right and is used to purchase Supplemental Water from the appropriate Responsible Agency.

7/ Upper San Gabriel Valley Municipal Water District.

8/ San Gabriel Valley Municipal Water District.

9/ Three Valleys Municipal Water District.

APPENDIX P

ADMINISTRATION BUDGET
2014-2015

APPENDIX P

ADMINISTRATION BUDGET

2014-15

(Adopted May 14, 2014)

RECEIPTS

Administrative Assessment (\$15.00 per Acre-Foot)	\$ 3,450,000
BPOU Reimbursements	160,000
Interest Income	5,000
Other Income	280,800
Transfer-Special Assessment Fund	-
Forward from Fiscal Year 2013-14	<u>675,498</u>

Total Receipts: \$ 4,571,298

EXPENSES

Watermaster Compensation	\$ 20,000
Salaries, Benefits & Employee Development	1,406,500
Meeting & Travel	18,050
Vehicle Expense	13,500
Insurance	44,250
Office Supplies / O&M	249,000
Legal Services	650,000
Audit	22,500
Ready-To-Serve Charges	99,500
Public Education	20,000
Engineering	433,500
Production Reporting	6,500
Water Quality Monitoring	550,000
Inspection/Meter Checks	40,000
Water Quality Management	235,000
Contingency	<u>762,998</u>

Total Expenses: \$ 4,571,298

APPENDIX Q

AUDIT OF FINANCIAL STATEMENTS



MainSanGabrielBasin
WATERMASTER

REPORT ON AUDIT OF
FINANCIAL STATEMENTS
June 30, 2014 and 2013

MAIN SAN GABRIEL BASIN WATERMASTER

REPORT ON AUDIT OF FINANCIAL STATEMENTS

June 30, 2014 and 2013

TABLE OF CONTENTS

	<u>Page</u>
Independent Auditor's Report	1-2
Management's Discussion and Analysis	3-4
Financial Statements	
Balance Sheets	5
Statements of Revenues, Expenses and Changes in Net Assets	6
Statements of Cash Flows.....	7
Notes to Financial Statements.....	8-17
Supplementary Information	
Schedule of Revenues, Expenses and Change in Net Assets – Administrative Fund.....	18
Schedule of Revenues, Expenses and Change in Net Assets – Replacement Water Fund	19
Schedule of Revenues, Expenses and Change in Net Assets – Make-Up Obligation Fund	20

INDEPENDENT AUDITOR'S REPORT

To the Watermaster Board
Main San Gabriel Basin Watermaster
725 North Azusa Avenue
Azusa, California 91702

We have audited the accompanying financial statements of the Main San Gabriel Basin Watermaster (Watermaster) as of June 30, 2014 and 2013, which comprise the balance sheets as of June 30, 2014 and 2013, and the related statements of revenues, expenses and changes in net assets and cash flows for the years then ended, and the related notes to the financial statements.

Management's Responsibility for the Financial Statements

Management is responsible for the preparation and fair presentation of these financial statements in accordance with accounting principles generally accepted in the United States of America; this includes the design, implementation, and maintenance of internal control relevant to the preparation and fair presentation of financial statements that are free from material misstatement, whether due to fraud or error.

Auditor's Responsibility

Our responsibility is to express an opinion on these financial statements based on our audit. We conducted our audit in accordance with auditing standards generally accepted in the United States of America. Those standards require that we plan and perform the audit to obtain reasonable assurance about whether the financial statements are free from material misstatement.

An audit involves performing procedures to obtain audit evidence about the amounts and disclosures in the financial statements. The procedures selected depend on the auditor's judgment, including the assessment of the risks of material misstatement of the financial statements, whether due to fraud or error. In making those risk assessments, the auditor considers internal control relevant to the entity's preparation and fair presentation of the financial statements in order to design audit procedures that are appropriate in the circumstances, but not for the purpose of expressing an opinion on the effectiveness of the entity's internal control. Accordingly, we express no such opinion. An audit also includes evaluating the appropriateness of accounting policies used and the reasonableness of significant accounting estimates made by management, as well as evaluating the overall presentation of the financial statements.

We believe that the audit evidence we have obtained is sufficient and appropriate to provide a basis for our audit opinion.

Opinion

In our opinion, the financial statements referred to above present fairly, in all material respects, the financial position of the Main San Gabriel Basin Watermaster as of June 30, 2014 and 2013, and the changes in its statement of revenues, expenses and changes in net assets and its cash flows for the years then ended in accordance with accounting principles generally accepted in the United States of America.

INDEPENDENT AUDITOR'S REPORT
(continued)

Other Matters

We have applied certain limited procedures to the information identified in the accompanying table of contents as Management's Discussion and Analysis in accordance with auditing standards generally accepted in the United States of America. These limited procedures consisted of inquiries of management regarding the methods of preparing the information and comparing the information for consistency with management's responses to our inquiries, the basic financial statements, and other knowledge we obtained during our audit of the basic financial statements. We do not express an opinion or provide any assurance on the information because the limited procedures do not provide us with sufficient evidence to express an opinion or provide any assurance.

Our audit was conducted for the purpose of forming an opinion on the Watermaster's financial statements as a whole. The supplementary schedules on pages 18 through 20 are presented for purposes of additional analysis and are not a required part of the financial statements. Such information is the responsibility of management and was derived from and relates directly to the underlying accounting and other records used to prepare the financial statements. The actual column has been subjected to the auditing procedures applied in the audit of the financial statements and certain additional procedures, including comparing and reconciling such information directly to the underlying accounting and other records used to prepare the financial statements or to the financial statements themselves, and other additional procedures in accordance with auditing standards generally accepted in the United States of America. In our opinion, the information is fairly stated in all material respects in relation to the financial statements as a whole. The annual budget information was not audited and we do not express an opinion or provide any assurance on it.



VICENTI, LLOYD & STUTZMAN LLP
Glendora, California
September 9, 2014

MAIN SAN GABRIEL BASIN WATERMASTER
MANAGEMENT'S DISCUSSION AND ANALYSIS
June 30, 2014

Background

The Main San Gabriel Basin Watermaster was created by the Los Angeles Superior Court through a stipulated judgment (LASC Case 924128) to administer water rights and manage the Main San Gabriel Groundwater Basin. The Judgment prescribes Watermaster's authorities and specifies five classes of water production assessments to be used to fund certain activities. Those assessment categories are: Administration, Make-up Water, Replacement Water, In-Lieu, and Water Resource Development Costs. Each class of assessment has a prescribed purpose and water production base. Assessment revenue is Watermaster's principal source of income.

Watermaster's Administrative Fund includes funds for administrative expense as budgeted each year, along with money collected through the In-Lieu Assessment and a Special Administrative Assessment collected in 1991-1992 to help pay for groundwater clean-up activities.

The Make-up Water Fund is money collected to purchase Make-up Water for the Lower Area (Central Basin) as part of the Long Beach Judgment. This assessment has been suspended for several years due to a water accounting credit. These funds are held in anticipation of a future obligation to the Lower Area.

The Replacement Water Fund is an assessment collected to purchase imported water to cover any production in excess of production rights as established with the Annual Operating Safe Yield.

During FY 2013-14, Watermaster adopted Resolution No. 09-13-257 declaring its intention to create a Water Resource Development Assessment as a source of money to pre-purchase water for basin storage and reliability. On May 14, 2014, the Board adopted Resolution No. 05-14-263 establishing the Water Resource Development Assessment for implementation on all FY 2014-15 production.

Summary of Financial Information

For the year ending June 30, 2014, Watermaster's Total Assets increased by 1.2% to \$21.169 million, including an increase of 1.7% in Net Assets to \$20.054 million. The Administrative Fund had a Net Increase of \$1.053 million primarily due to a reduction in Legal Expenses and Salaries/Benefits. The Replacement Fund had a Net Loss of \$678K as a result of pre-purchases of replacement water in advance of obligation and expenditures relating to the establishment of the credit line.

Long-Term Liabilities increased for the Other Postemployment Benefits (OPEB) (\$167K in 2012-13 to \$234K in 2013-14) due to the required "implicit rate subsidy" that creates an agency liability, for its retirees on the agency's group health insurance who have not yet reached the Medicare eligibility age. Currently, the Watermaster funds for retiree health benefits on a pay-as-you-go basis through annual salary Cost of Living Adjustments (COLA), but has annually set aside monies earmarked for the payment of future retiree health benefits. Watermaster currently holds 80% of the projected Accumulated Postretirement Benefit Obligation.

See independent auditor's report.

MAIN SAN GABRIEL BASIN WATERMASTER
MANAGEMENT'S DISCUSSION AND ANALYSIS
June 30, 2014

(continued)

Review of Revenues and Expenses

The Administrative Assessment revenue increased from the prior year due to an increase in the assessment from \$13 per acre-foot (AF) to \$15 per AF, higher production (235,649.80 AF assessed in FY 2012-13 vs. 241,243.74 AF assessed in FY 2013-14), and an increase in Administrative Reimbursements for the Raymond Basin Management Board contract renewal. Operating revenues in the Replacement Water Fund were approximately 97% higher in FY 2013-14 due to individual producer cyclic storage purchases. Also, in FY 2013-14, the amount of money collected for Replacement Water Obligations posted considerably lower because many Producers elected to use cyclic storage to offset replacement water obligations.

While the In-Lieu Assessment remained unchanged from FY 2012-13 to FY 2013-14, the net balance increased by 2.4% due to higher overall production and lower expenditures for the Alhambra Exchange. Money collected through this program will be used to offset additional program expenses going into FY 2014-15.

Comparison of FY 2013-14 Administration Budget to Actual Revenues and Expenses

Administrative Assessment revenue came in higher than the budgeted amount due to increased water production. Settlement income was not anticipated during the budget preparation, yet \$23K was received.

Overall, Engineering and related expenses came in lower than budget by approximately 10.4%. Staff budgeted for anticipated single year increases in the area of Water Quality Monitoring to address the proposed changes in the Chromium 6 MCL regulations.

Legal expenses for the year were 52% lower than budgeted due to less than anticipated activities in the areas of the Santa Ana Sucker and Southwestern Willow Flycatcher Critical Habitat Designations. The US Government shutdown this fiscal year delayed discussions on these issues.

Areas of higher than budgeted expenditures include an increase in Office Supplies & Services of 51% relating to replacement of office furniture and work with an outside Consultant to update Watermaster's Employee Handbook; a 27% increase in the Computer & Office Equipment budget due to the purchase of a new memory drive for the computer system server; and a 230% increase in Public Education resulting from a \$50K contribution to the SGVWA relating to expanded education on the proposed National Recreation Area (NRA) Designation in the San Gabriel River Watershed.

Budget savings were seen in several areas including Salaries & Benefits posting 26% lower than expected due to fully funded vacant positions; and Printing expenses came in about 22% lower with the implementation of electronic delivery of materials. The funding approved for Building Improvements will be carried over into FY 14-15 as the tenant improvement plans are currently being drafted with construction expected by the end of the calendar year.

The financial report contained herein is designed to provide a general overview of the finances, activities and operations of the Watermaster. To obtain additional information, please feel free to contact the Main San Gabriel Basin Watermaster – Finance Department at 626-815-1300.

See independent auditor's report.

MAIN SAN GABRIEL BASIN WATERMASTER

BALANCE SHEETS

June 30, 2014 and 2013

	<u>ASSETS</u>	
	2014	2013
CURRENT ASSETS		
Cash and cash equivalents	\$ 17,991,275	\$ 17,679,499
Accounts receivable	36,141	149,297
Due from BPOU committee	214,922	223,625
Accrued interest receivable	8,247	12,197
Prepaid expenses	2,902,028	2,831,825
Employee loans receivable	1,610	4,464
Total current assets	21,154,223	20,900,907
NONCURRENT ASSETS		
Equipment and leasehold improvements, net	15,161	19,741
Total noncurrent assets	15,161	19,741
TOTAL ASSETS	<u>\$ 21,169,384</u>	<u>\$ 20,920,648</u>
 <u>LIABILITIES AND NET ASSETS</u>		
CURRENT LIABILITIES		
Accounts payable	\$ 758,558	\$ 885,362
Accrued payroll and benefits	77,261	99,460
Accrued vacation	45,988	45,988
Total current liabilities	881,807	1,030,810
NONCURRENT LIABILITIES		
Postretirement benefit obligation	233,658	166,957
Total noncurrent liabilities	233,658	166,957
Total liabilities	1,115,465	1,197,767
NET ASSETS		
Unrestricted - administrative	1,995,837	942,723
Restricted - replacement	4,801,304	5,478,843
Restricted - make-up	13,256,778	13,301,315
Total net assets	20,053,919	19,722,881
TOTAL LIABILITIES AND NET ASSETS	<u>\$ 21,169,384</u>	<u>\$ 20,920,648</u>

See independent auditor's report and accompanying notes to financial statements.

MAIN SAN GABRIEL BASIN WATERMASTER

STATEMENTS OF REVENUES, EXPENSES AND CHANGES IN NET ASSETS For the Years Ended June 30, 2014 and 2013

	2014	2013
OPERATING REVENUES		
Administrative assessments, net	\$ 3,618,656	\$ 3,063,447
In-lieu assessments	494,522	483,072
Replacement assessments, net	1,339,511	3,125,632
Cyclic storage	22,168,824	8,748,640
Settlement income	22,500	123,553
Other income and reimbursements	393,700	462,708
Total revenues	28,037,713	16,007,052
OPERATING EXPENSES		
Water purchases	1,974,793	3,544,187
Cyclic storage	22,168,824	8,748,640
Engineering fees	454,772	500,679
Water quality monitoring	482,080	339,953
Water quality management	221,898	190,925
Administrative and general	2,077,802	2,422,019
Depreciation expense	4,580	5,539
Total operating expenses	27,384,749	15,751,942
In-lieu expenses	316,093	428,515
Total expenses	27,700,842	16,180,457
OPERATING INCOME (LOSS)	336,871	(173,405)
NONOPERATING REVENUES (EXPENSES)		
Interest income	42,212	62,625
Postretirement-related changes other than net periodic benefit cost	(48,045)	7,631
Interest expense	-	(227)
Total nonoperating revenues (expenses)	(5,833)	70,029
CHANGES IN NET ASSETS	331,038	(103,376)
NET ASSETS - BEGINNING OF YEAR	19,722,881	19,826,257
NET ASSETS - END OF YEAR	\$ 20,053,919	\$ 19,722,881

See independent auditor's report and accompanying notes to financial statements.

MAIN SAN GABRIEL BASIN WATERMASTER

STATEMENTS OF CASH FLOWS

For the Years Ended June 30, 2014 and 2013

	<u>2014</u>	<u>2013</u>
CASH FLOWS FROM OPERATING ACTIVITIES:		
Change in net assets	\$ 331,038	\$ (103,376)
Adjustments to reconcile change in net assets to net cash provided (used) by operating activities:		
Depreciation	4,580	5,539
Postretirement benefit related changes	66,701	10,528
Changes in operating assets and liabilities:		
Accounts receivable	113,156	(120,887)
Due from BPOU committee	8,703	12,065
Prepaid expenses	(70,203)	(2,811,897)
Accounts payable	(126,804)	(1,251,283)
Accrued payroll and benefits	(22,199)	(254,222)
Accrued vacation	-	11,686
Net cash provided (used) by operating activities	304,972	(4,501,847)
CASH FLOWS FROM INVESTING ACTIVITIES:		
Purchases of equipment	-	(4,084)
Net change in accrued interest receivable	3,950	10,333
Net change in employee loans receivable	2,854	1,167
Net cash provided by investing activities	6,804	7,416
Net increase (decrease) in cash and cash equivalents	311,776	(4,494,431)
CASH AND CASH EQUIVALENTS, BEGINNING OF YEAR	<u>17,679,499</u>	<u>22,173,930</u>
CASH AND CASH EQUIVALENTS, END OF YEAR	<u>\$ 17,991,275</u>	<u>\$ 17,679,499</u>

See independent auditor's report and accompanying notes to financial statements.

MAIN SAN GABRIEL BASIN WATERMASTER

NOTES TO FINANCIAL STATEMENTS

June 30, 2014 and 2013

NOTE 1 - SUMMARY OF SIGNIFICANT ACCOUNTING POLICIES

A. Nature of Activities

In a judgment dated January 4, 1973, in the Superior Court of the State of California for the County of Los Angeles, the court established the Main San Gabriel Basin Watermaster (Watermaster), which administers the judgment. One of the functions of Watermaster is to levy and collect funds to pay the City of Long Beach, the City of Compton and the Central Basin Municipal Water District for make-up water to replace water used in the San Gabriel Basin which the lower area maintained was properly theirs. The payments have been made for several years through the Upper San Gabriel Valley Municipal Water District as a result of a negotiated agreement in 1965 and reaffirmed by a validation suit in the same year. The collections and disbursements of this fund are accounted for in the Make-up Obligation Fund.

Watermaster also levies and collects funds to purchase replacement water for Basin overproduction. These collections and disbursements are accounted for in the Replacement Water Fund.

All financial transactions, other than those which fall within the Make-Up Obligation Fund or Replacement Water Fund, are recorded in the Administrative Fund. Assessments are made annually.

Watermaster proposed amendments to its judgment to provide greater flexibility in carrying out its purpose. The judgment amendment was approved by the court on June 21, 2012.

B. Basis of Accounting and Financial Statement Presentation

The accompanying financial statements are prepared under the accrual method of accounting using accounting principles generally accepted in the United States of America (US GAAP).

Watermaster incorporates proprietary fund accounting which is similar to the principles applied to a business in the private sector. Revenues earned and expenses incurred are recognized and classified on an accrual basis. The measurement focus is on determination of financial position, changes in net assets and cash flows.

Watermaster classifies its net assets into two categories as described below:

Restricted - This component of net assets consists of restraints placed on net asset use through external constraints imposed by grantors, contributors, or laws and regulations of other governments or constraints imposed by law through constitutional provisions or enabling legislation.

See independent auditor's report.

MAIN SAN GABRIEL BASIN WATERMASTER

NOTES TO FINANCIAL STATEMENTS

June 30, 2014 and 2013

NOTE 1 - SUMMARY OF SIGNIFICANT ACCOUNTING POLICIES (continued)

B. Basis of Accounting and Financial Statement Presentation (continued)

Unrestricted - This component of net assets consists of net assets that do not meet the definition of "restricted."

C. Cash and Cash Equivalents

Cash and cash equivalents consist primarily of short-term investments which have a maturity of ninety days or less. At June 30, 2014 and 2013, Watermaster invested with the State Treasurer's Local Agency Investment Fund. This is a pooled money investment account with no restrictions on access to funds and therefore is considered a cash equivalent.

Cash and cash equivalents at June 30, 2014 and 2013 include \$186,156 and \$154,505, respectively, that the board designated for future other postretirement benefit obligations.

D. Accounts Receivable

All receivables are considered collectible, thus, no allowance for doubtful accounts is reflected in the balance sheet. Watermaster grants unsecured credit to water producers, all of whom operate in the San Gabriel Valley.

E. Due From BPOU Committee

Watermaster, along with six other water agencies, entered an agreement for groundwater cleanup in the Baldwin Park Operable Unit (BPOU). Under the agreement, responsible parties agreed to pay toward research, cost recovery, treatment plant construction and operating expenses in the cleanup effort. Watermaster bills the responsible parties and collects the funds. Due from BPOU committee receivable is considered fully collectible. The agreement specifies that if the responsible parties fail to make the required payment, Watermaster is entitled to be reimbursed by the Trustee.

F. Capital Assets

Capital assets are recorded at cost and Watermaster's capitalization threshold is \$2,500. Furniture and equipment are being depreciated on the straight-line method over estimated useful lives ranging from 3 to 10 years. Depreciation expense for the years ended June 30, 2014 and 2013 were \$4,580 and \$5,539, respectively.

G. Income Taxes

On July 31, 1981, Watermaster received a ruling from the Internal Revenue Service exempting it from federal income taxes. A similar ruling was received from the California State Franchise Tax Board on October 16, 1981.

See independent auditor's report.

MAIN SAN GABRIEL BASIN WATERMASTER

NOTES TO FINANCIAL STATEMENTS

June 30, 2014 and 2013

NOTE 1 - SUMMARY OF SIGNIFICANT ACCOUNTING POLICIES (continued)

G. Income Taxes (continued)

US GAAP requires management to evaluate tax positions taken by Watermaster and recognize a tax liability (or asset) if an uncertain position has been taken that more likely than not would not be sustained upon examination. Management has analyzed the tax positions taken by Watermaster, and has concluded that as of June 30, 2014, there are no uncertain positions taken or expected to be taken that would require recognition of a liability (or asset) or disclosure in the financial statements. The primary tax positions evaluated are related to Watermaster's continued qualification as a tax-exempt organization. The statute of limitations for federal and California purposes is generally three and four years, respectively.

H. Classification of Revenue

Operating revenues are earned by levying and collecting assessments from the producers based upon their amounts of production during the preceding fiscal year. These assessments are applied primarily to the purchase of replacement water and to administrative costs. Nonoperating revenues are those derived primarily from investment income.

I. Use of Estimates

In preparing financial statements in conformity with US GAAP, management is required to make estimates and assumptions that affect the reported amounts of assets and liabilities and the disclosure of contingent assets and liabilities at the date of the financial statements and revenues and expenses during the reporting period. Actual results could differ from those estimates.

NOTE 2 - CASH DEPOSITS AND INVESTMENTS

Custodial Credit Risk

Custodial credit risk is the risk that in the event of a bank failure, Watermaster's deposits may not be returned to it. Watermaster does not have a deposit policy for custodial credit risk. Deposits in financial institutions, reported as components of cash, were fully insured by depository insurance or secured by collateral held by the pledging financial institutions and trust department in Watermaster's name.

Investment Interest Rate Risk

Watermaster has an investment policy that limits investment maturities to no more than five years as a means of managing its exposure to fair value losses arising from increasing interest rates.

See independent auditor's report.

MAIN SAN GABRIEL BASIN WATERMASTER

NOTES TO FINANCIAL STATEMENTS

June 30, 2014 and 2013

NOTE 2 - CASH DEPOSITS AND INVESTMENTS (continued)

Investment Credit Risk

Watermaster's formal investment policy limits its investment choices to the following:

- 1) Local Agency Investment Fund (LAIF)
- 2) U.S. Treasury and Agency Obligations
- 3) Fully insured Certificates of Deposit
- 4) Investment in local water quality and supply projects, associated with Basin cleanup objectives, through the borrowing of funds from the Make-up Water Fund.

Concentration of Investment Credit Risk

Watermaster's formal investment policy limits any one type of investment to no more than 25% of the total portfolio, except for LAIF or U.S. Treasury and Agency Obligations.

NOTE 3 - EQUIPMENT AND LEASEHOLD IMPROVEMENTS

Equipment and leasehold improvements consisted of the following:

	<u>2014</u>	<u>2013</u>
Furniture and equipment	\$ 246,359	\$ 255,652
Leasehold improvements	<u>22,848</u>	<u>22,848</u>
	269,207	278,500
Less accumulated depreciation	<u>(254,046)</u>	<u>(258,759)</u>
Equipment and leasehold improvements, net	<u>\$ 15,161</u>	<u>\$ 19,741</u>

NOTE 4 - OPERATING LEASES

Watermaster leases office space from the city of Azusa under a year to year lease agreement which commenced on July 21, 1995 and is renewable for the next 55 years. Rent expense for the years ended June 30, 2014 and 2013 were \$80,250 and \$81,078, respectively.

Watermaster has renewed the lease for the following year with the same monthly base payments totaling \$66,931 for the year ending July 30, 2015. In addition, Watermaster is required to pay additional rent monthly based on a percentage of management and operating expenses.

See independent auditor's report.

MAIN SAN GABRIEL BASIN WATERMASTER

NOTES TO FINANCIAL STATEMENTS

June 30, 2014 and 2013

NOTE 4 - OPERATING LEASES (continued)

Watermaster also leases certain equipment under non-cancelable leases. Future minimum rental commitments under these leases are as follows:

<u>Year Ending June 30,</u>	<u>Minimum Lease Commitment</u>
2015	\$ 12,567
2016	6,165
2017	2,964
2018	2,964
2019	<u>494</u>
	<u>\$ 25,154</u>

Rental expense for the years ended June 30, 2014 and 2013 were \$18,540 and \$20,074, respectively.

NOTE 5 - PENSION PLAN

Plan Description and Provisions

Main San Gabriel Basin Watermaster contributes to the California Public Employees Retirement System (CalPERS), a cost-sharing multiple-employer public employee defined benefit pension plan. CalPERS provides retirement and disability benefits, annual cost-of-living adjustments, and death benefits to plan members and beneficiaries. CalPERS acts as a common investment and administrative agent for participating public entities within the State of California. Watermaster is grouped with other entities with similar benefits in the same cost-sharing plan. Benefit provisions and all other requirements are established by state statute and Watermaster resolutions. Copies of CalPERS' annual financial report may be obtained from their executive office: 400 P Street, Sacramento, CA 95814.

See independent auditor's report.

MAIN SAN GABRIEL BASIN WATERMASTER

NOTES TO FINANCIAL STATEMENTS

June 30, 2014 and 2013

NOTE 5 - PENSION PLAN (continued)

Funding Policy and Annual Pension Cost

The Public Employees' Pension Reform Act of 2013 (PEPRA) introduced a new class of Member (New Members) and defined different assumptions and benefits for these New Members than those used for continuing members (Classic Members).

Classic Members are required to contribute 7% of their annual covered salary and New Members are required to contribute 6.25% of their annual covered salary. Watermaster makes the contributions required of the Classic Members on their behalf and for their account but does not make the contributions required of the new members. Watermaster is required to contribute annually at actuarially determined rates; the current rates are 10.781% and 6.25% of annual covered payroll for Classic Members and New Members, respectively. The contribution requirements of plan members and Watermaster are established and may be amended by CalPERS. For fiscal year ended June 30, 2014, Watermaster's annual pension cost of \$146,035 for CalPERS was equal to Watermaster's required and actual contributions. The required contribution rate for 2014-15 is 11.522%.

Funded Status:

The following information summarized the funded status of the risk pool as of June 30, 2012, the most recent actuarial valuation date available. Changes to the pool that will occur as a result of PEPRA are not reflected in this valuation. The impact of most of the PEPRA changes will first show up in the assumptions and the benefit provision listings of the June 30, 2013, valuation for the 2015-16 rates.

Present Value of Projected Benefits	\$4,062,228
Entry Age Normal accrued Liability	\$3,088,811
Plans Actuarial Value of Assets	\$2,816,660
Unfunded Liability	\$272,151
Funded Ratio	91.2%

See independent auditor's report.

MAIN SAN GABRIEL BASIN WATERMASTER

NOTES TO FINANCIAL STATEMENTS

June 30, 2014 and 2013

NOTE 6 - POSTRETIREMENT HEALTH BENEFIT PLAN

Watermaster provides medical coverage to eight active employees and one retired employee through the Association of California Water Agencies/Joint Powers Insurance Authority (ACWA/JPIA) Health Program. At retirement, Watermaster provides a contribution for the continuation of medical coverage for eligible retirees. For employees hired prior to January 1, 2013, eligibility for a Watermaster contribution requires retirement from Watermaster under PERS on or after age 55 with at least 10 years of full-time service. For employees hired after January 1, 2013, eligibility for a Watermaster contribution requires retirement from Watermaster under PERS on or after age 62 with at least 10 years of full-time service. Watermaster provides for a contribution equal to a 100% of the cost of medical coverage for the retiree if electing retiree only coverage and 50% of the cost of medical coverage if electing coverage for the retiree and eligible dependents. Benefits are payable until the retiree's attained of age 65.

Watermaster currently finances benefits on a pay as you go basis. Although the plan has no segregated assets, Watermaster does maintain funds in LAIF that are designated for retiree health care costs. At June 30, 2014, the fund's designated balance was \$186,156.

The following tables set forth further information about Watermaster's postretirement benefit plan:

	<u>2014</u>	<u>2013</u>
Plan obligations and funded status:		
Projected benefit obligation at June 30	\$ 233,658	\$ 166,957
Plan assets at fair value at June 30	<u>-</u>	<u>-</u>
Unfunded status at end of year	<u>\$ 233,658</u>	<u>\$ 166,957</u>
Employer contributions	\$ 13,073	\$ 6,907
Plan participants' contributions	\$ -	\$ -
Benefits paid	\$ 13,073	\$ 6,907

Amount recognized in the statements of financial position at June 30, 2014 and 2013 consists of:

Other postretirement benefit obligation	<u>\$ 233,658</u>	<u>\$ 166,957</u>
---	-------------------	-------------------

See independent auditor's report.

MAIN SAN GABRIEL BASIN WATERMASTER

NOTES TO FINANCIAL STATEMENTS

June 30, 2014 and 2013

NOTE 6 - POSTRETIREMENT HEALTH BENEFIT PLAN (continued)

Amount recognized in the statement of revenues, expenses and changes in net assets at June 30, 2014 and 2013, consists of:

Service cost	\$ 18,219	\$ 9,958
Interest cost	10,882	7,477
Amortization of transition obligation	<u>2,628</u>	<u>7,631</u>
Net periodic benefit cost	31,729	25,066
Total postretirement-related changes other than net periodic benefit cost	<u>48,045</u>	<u>(7,631)</u>
Total amount recognized in the statement of revenues, expenses and changes in net assets	<u>\$ 79,774</u>	<u>\$ 17,435</u>

Other changes in plan assets and benefit obligations previously recognized in changes in unrestricted net assets:

	<u>2014</u>	<u>2013</u>
Actuarial loss	\$ 48,045	\$ -
Unrecognized net loss	<u>-</u>	<u>137,366</u>
Amounts previously recognized in unrestricted net assets, not yet recognized as periodic benefit cost at June 30	<u>\$ 48,045</u>	<u>\$ 137,366</u>

See independent auditor's report.

MAIN SAN GABRIEL BASIN WATERMASTER

NOTES TO FINANCIAL STATEMENTS

June 30, 2014 and 2013

NOTE 6 - POSTRETIREMENT HEALTH BENEFIT PLAN (continued)

Weighted-average assumption used to determine benefit obligations as of June 30, 2014 and 2013:

Discount rate	5.00%	5.00%
Expected long-term return on plan assets	N/A	N/A
Rate of compensation	N/A	N/A
Health care cost trend rate assumed for next year	7.00%	7.50%
Rate to which the cost trend rate is assumed to decline (the ultimate rate)	5.00%	5.00%
Year that the rate reaches the ultimate trend rate	5+ years	7+ years

Watermaster expects to contribute \$14,017 to the plan during the next fiscal year. The following is a projection of expected future benefit payments under the plan:

<u>June 30</u>	<u>Amount</u>
2015	\$ 14,017
2016	14,893
2017	17,022
2018	20,359
2019	6,348
2020	9,228
2021	12,577
2022	16,562
2023	22,050

NOTE 7 - CONTINGENCY

In August of 2009, Watermaster became aware of two claims asserted against it by the Cooperating Respondents under the Baldwin Park Operable Unit Project Agreement. While Watermaster's investigation of the two new claims continues, it is unaware of any legal basis for or facts that support these claims and intends to vigorously contest any such assertion of liability by the Cooperating Respondents. Management is unable to predict the outcome or estimate the amount or range of the potential loss.

See independent auditor's report.

MAIN SAN GABRIEL BASIN WATERMASTER

NOTES TO FINANCIAL STATEMENTS

June 30, 2014 and 2013

NOTE 8 - SETTLEMENT INCOME

During the fiscal years ended June 30, 2014 and 2013, Watermaster received payments of \$22,500 and \$123,553, respectively, from American International Specialty Lines Insurance Company (AISLIC) as settlement of past legal fees incurred by Watermaster in its defense against third-party claims associated with the ongoing South El Monte Operable Unit litigation. AISLIC, the parent company of American Global Insurance Company, had previously denied Watermaster's claim for defense costs; however, during the fiscal year ended June 30, 2008, Watermaster prevailed in its request to the court for summary judgment, prompting the settlement action.

NOTE 9 - LINE OF CREDIT

Watermaster has a \$15,000,000 revolving line of credit agreement with a bank. Borrowings are to be used solely for the purpose of purchasing (including pre-purchasing) of replacement water. The line of credit expires October 31, 2014. Watermaster has the option to select interest rates at the time of the draw between prime reference rate plus 3.25% or LIBOR plus 2.25%. All outstanding borrowings are secured by virtually all assets of Watermaster. There was no outstanding balance as of June 30, 2014.

Borrowings under the line of credit are subject to certain financial covenants and restrictions. As of the year ended June 30, 2014, Watermaster was in compliance with all covenants.

NOTE 10 - SUBSEQUENT EVENTS

Pursuant to the June 21, 2012 judgment, Watermaster has adopted Resolution No. 05-14-263 which established a Water Resource Development Assessment (RDA) on all water produced from the Basin. This assessment is intended to aid Watermaster in the purchase and storage of 100,000 acre-feet of supplemental water to address potential future replacement water obligations in the event supplemental water supplies are interrupted in the future. The RDA will be evaluated annually and assessed over a ten year period ending with the 2023-24 fiscal year. Water stored under this program can be used only by action from the Board under one or more of the following conditions: Watermaster's inability to deliver at least 50 percent of basin replacement Water for two consecutive years; damage to State Water Project or Colorado River aqueduct facilities; the implementation of a drought allocation penalty rate for the purchase of replacement water. Water stored under this program will not have any influence of the determination of safe operating yields. The RDA rate is established at \$20 per acre-foot for the 2014-15 fiscal year. Future rates will be established annually by the Watermaster Board.

Watermaster has evaluated subsequent events through September 9, 2014, which is the date these financial statements were available to be issued. All subsequent events requiring recognition or disclosure as of September 9, 2014, have been incorporated into these financial statements.

See independent auditor's report.

SUPPLEMENTARY INFORMATION

**MAIN SAN GABRIEL BASIN WATERMASTER
ADMINISTRATIVE FUND**

**SCHEDULE OF REVENUES, EXPENSES AND CHANGE IN NET ASSETS
For the Year Ended June 30, 2014**

	Annual Budget (unaudited)	Actual	Budget vs. Actual
OPERATING REVENUES			
Administrative assessments, net	\$ 3,450,000	\$ 3,618,656	\$ 168,656
In-lieu assessments	494,522	494,522	-
Other income and reimbursements	<u>355,300</u>	<u>416,200</u>	<u>60,900</u>
Total revenues	4,299,822	4,529,378	229,556
OPERATING EXPENSES			
Watermaster compensation	20,000	12,000	(8,000)
Salaries and benefits	1,562,370	1,160,699	(401,671)
Meeting and travel	18,000	14,437	(3,563)
Vehicle expense	13,500	10,545	(2,955)
Insurance	44,750	39,901	(4,849)
Engineering fees	466,500	428,178	(38,322)
Production reporting	5,000	4,611	(389)
Legal fees	700,000	336,660	(363,340)
Accounting and auditing	20,000	18,338	(1,662)
Inspection and meter charges	35,000	21,983	(13,017)
Contingencies	85,980	-	(85,980)
Water quality monitoring	557,000	482,080	(74,920)
Ready to serve	99,500	99,480	(20)
Depreciation expense	-	4,580	4,580
Water quality management	230,000	221,898	(8,102)
Public education	20,000	66,000	46,000
Building lease	83,000	80,250	(2,750)
Office improvements	20,000	-	(20,000)
Postage and meter lease	7,500	6,025	(1,475)
Copier lease/usage	12,000	12,515	515
Telephone	9,000	7,604	(1,396)
Printing	15,000	11,760	(3,240)
Office supplies and services	25,000	37,773	12,773
Dues	33,000	24,260	(8,740)
Equipment maintenance agreements	16,800	11,695	(5,105)
Computer/office equipment	<u>6,600</u>	<u>8,358</u>	<u>1,758</u>
Total operating expenses	4,105,500	3,121,630	(983,870)
In-lieu expenses - Alhambra Exchange	<u>316,093</u>	<u>316,093</u>	<u>-</u>
Total expenses	<u>4,421,593</u>	<u>3,437,723</u>	<u>(983,870)</u>
OPERATING INCOME	<u>(121,771)</u>	<u>1,091,655</u>	<u>1,213,426</u>
NONOPERATING REVENUES (EXPENSES)			
Interest income	7,000	9,504	2,504
Postretirement-related changes other than net periodic benefit cost	<u>-</u>	<u>(48,045)</u>	<u>(48,045)</u>
Total nonoperating revenues	<u>7,000</u>	<u>(38,541)</u>	<u>(45,541)</u>
CHANGE IN NET ASSETS	<u>\$ (114,771)</u>	1,053,114	<u>\$ 1,167,885</u>
NET ASSETS - BEGINNING OF YEAR		<u>942,723</u>	
NET ASSETS - END OF YEAR		<u>\$ 1,995,837</u>	

See independent auditor's report.

**MAIN SAN GABRIEL BASIN WATERMASTER
REPLACEMENT WATER FUND**

**SCHEDULE OF REVENUES, EXPENSES AND CHANGE IN NET ASSETS
For the Year Ended June 30, 2014**

OPERATING REVENUES

Assessments, net	\$ 1,339,511
Cyclic storage	<u>22,168,824</u>
Total revenues	23,508,335

OPERATING EXPENSES

Water purchases	1,974,793
Cyclic storage	22,168,824
Administrative expenses	<u>43,500</u>
Total expenses	<u>24,187,117</u>

OPERATING LOSS (678,782)

NONOPERATING REVENUES

Interest income	<u>1,243</u>
Nonoperating revenues	1,243

CHANGE IN NET ASSETS (677,539)

NET ASSETS - BEGINNING OF YEAR 5,478,843

NET ASSETS - END OF YEAR \$ 4,801,304

See independent auditor's report.

**MAIN SAN GABRIEL BASIN WATERMASTER
MAKE-UP OBLIGATION FUND**

**SCHEDULE OF REVENUES, EXPENSES AND CHANGE IN NET ASSETS
For the Year Ended June 30, 2014**

OPERATING EXPENSES

San Gabriel River Watermaster	\$ 76,000
Net operating expenses	<u>76,000</u>

OPERATING LOSS (76,000)

NONOPERATING REVENUES

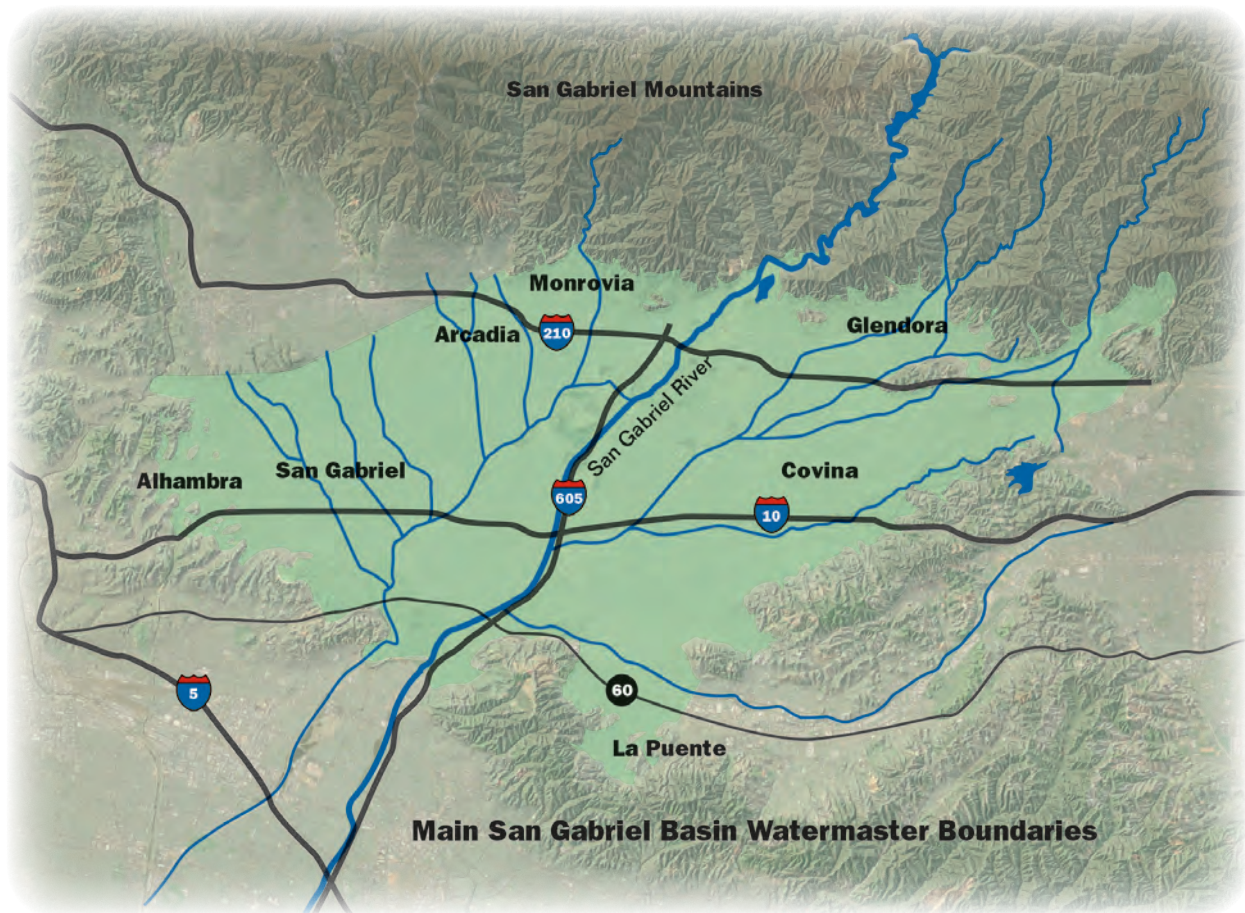
Interest income	<u>31,465</u>
Nonoperating revenues	<u>31,465</u>

CHANGE IN NET ASSETS (44,535)

NET ASSETS - BEGINNING OF YEAR 13,301,313

NET ASSETS - END OF YEAR \$ 13,256,778

See independent auditor's report.



WATERMASTER BOARD

James M. Byerrum, Chairman – California Domestic Water Company

David Michalko, Vice Chairman – Valencia Heights Water Company

Dan Arrighi, Secretary – San Gabriel Valley Water Company

Richard Rich, Treasurer – Suburban Water Systems

Chet Anderson – City of Azusa

Anthony R. Fellow – Upper San Gabriel Valley Municipal Water District

Garry Hofer – California American Water Co.

Thomas Love – San Gabriel Valley Municipal Water District

Charles Trevino – Upper San Gabriel Valley Municipal Water District

EXECUTIVE OFFICER

Anthony C. Zampielo

725 North Azusa Avenue • Azusa, California 91702
Telephone (626) 815-1300 • Fax (626) 815-1303
www.watermaster.org